

# EARLY PARROT EDUCATION

A complete & innovative parrot educational guide



*... a small window of opportunity during the fledgling's fastest growth and mental development to prepare them for their life as a companion.*



## The Hagen Avicultural Research Institute presents Early Parrot Education

### Over 7 years in the development!

The Hagen Avicultural Research Team (HARI) presents the Early Parrot Education (EPE) & Weaning Program... an educational process that coincides with the young parrot's most opportunistic moment of physical and mental growth. The EPE & Weaning Program prepares the bird with lifelong lessons for his journey as a companion animal.

While many of the stages are implemented at the breeder facility, retailers and even pet owners will find that by maintaining the program with domestically raised parrots, the outcome will result in a companion bird that is well prepared for his life as a companion bird. This alone adds to the quality of life for the young bird. With established educational lessons already implanted in the fledgling's life, new pet owners continue the program and have more time to enjoy their new family addition. They will have a program that guides them through proper care and even some of the challenges associated with a parrot companion as he advances through his normal life stages.

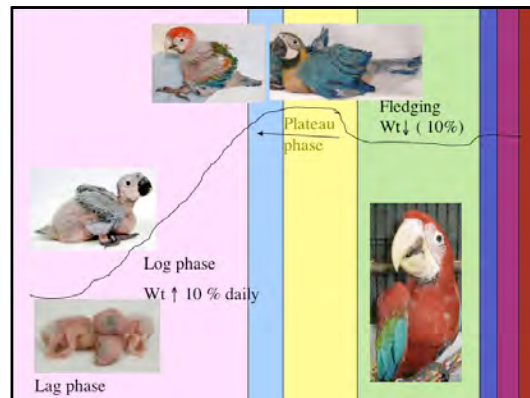


## A note from the HARI Team

As HARI baby parrots are distributed to retailers throughout Canada, the conscientious decision from the HARI Team's perspective was to do more than just wean and socialize a parrot chick before it left the HARI facility. We feel that as a breeding facility, it was ours as well as every nurturing caretaker's role to teach these parrot fledglings to enjoy a versatile lifestyle. We have observed through years of raising parrots as companions that they can benefit from learning lifelong lessons throughout their weaning stages. During the evolution of EPE, we have learned that this is not a concept that begins when the young parrot is sitting in a store or for many, when he arrives at his new home with a family. Preparations for the young parrot's life as a companion bird begins in a small window of opportunity - during the fledgling's fastest growth and mental developmental stages and taught at critical stages of development, both cognitive as well as physical. EPE encourages the fledglings' caretakers to implement the training with structure and to record the acquired skills in the primary lessons report card, which becomes part of the fledgling's permanent records. Fledglings advance through their lessons after achievement in prior lessons. Examples of **Primary Education Lessons** include: preparations for traveling in a pet transporter, desensitization to interventions such as being groomed or examined by an avian health practitioner without stress, weaning onto an optimal diet, as well as the achievement of beneficial exercise and independent play with various levels of foraging and flight harness training.

The HARI Flock serves as a critical part of continuing research and observations in companion care, avicultural advancements as well as the test subjects for continued research in psittacine nutrition and quality control for the Rolf C. Hagen family of bird product brands, such as Tropicana, Prime, Living World and Vision cages.





**The EPE program begins** with acknowledgement of these stages based on physical characteristics and not necessarily age. By identifying and breaking down the stage identification by physical characteristics such as weight, feather development, crop, commissures, motor skills, cognitive abilities... the EPE program can span across the many species of parrots raised as companions.

### *Stages of Weaning & Early Parrot Education*


- 1<sup>ST</sup> : INTRODUCTORY STAGE
- 2<sup>ND</sup> : PRE-FLEDGLING STAGE
- 3<sup>RD</sup> : FLEDGLING STAGE
- 4<sup>TH</sup> : ADVANCED FORAGING STAGE
- 5<sup>TH</sup> : FLEDGLING ACQUIRING INDEPENDENCE
- 6<sup>TH</sup> : FEEDING ENRICHMENT

**A formal six stage educational process**, EPE program utilizes tools and educational focus in a timely manner to coincide with the young parrot's most opportunistic moment of physical and mental growth. The stages are represented with specific color codes throughout the program for visual reference and structure.

TOOLS

Caretakers should strive to build a solid foundation during the *Early Parrot Educational Stages* through the use of these tools:

- Nurturing
- Monitoring
- Socialization
- Desensitization
- Modeling
- Mentoring
- Play



**The EPE program utilizes “Tools”** to implement the “Educational Focus” or lessons introduced at a opportunistic moment.

Primary Lessons

Weight Monitoring Activity



Foraging Skills



Desensitization to the Physical Exam



Desensitization to Grooming Techniques



Training Sessions



Flight Harness Training



Desensitization to Cages and Accessories



Exercise Through Play



**Each lesson**, once mastered, becomes a building block toward a more advanced lesson as the fledgling matures. While many of the stages are implemented at the breeder facility, retailers and even the pet owners will find that by maintaining the program with the later stages, the outcome will result in an educated pet bird.



## VOLUME 1

The first volume of Early Parrot Education is presented to you on four consecutive DVDs.

Although our viewers may be tempted to skip ahead to the EPE stages that feature hands on demonstrations with the fledglings in Volume 2, we strongly recommended the introductory Level 1 Volume be viewed in its entirety to ensure a comprehension of the structure of the program, the philosophy behind its creation and the practical resource materials we will be referring to throughout the stages.



### DVD 1

- Word of welcome
- Introduction to the EPE program
- Tools-How do these help us achieve the EPE program with compassion & respect
- Explanation of the printable material (charts)



### DVD 2

- Primary Lessons
  - Foraging Skills (Introductory, Intermediate & Advanced)
  - Weight Monitoring Activity
  - Desensitization to Cages And Accessories
    - Water Bottle Education
    - Developing Perching Agility & Confidence on Various Perches
  - Awaken Senses to Environmental Enrichment
  - Flock & Mentor Respect & Discipline During Training Sessions
  - Desensitization to the Physical Exam
    - Comfort in Towel Cradling
  - Desensitization to Grooming Techniques
    - Desensitization to the Rotary Manicure Tool Without Towel Restraint
    - Desensitization to the Rotary Manicure Tool With Towel Restraint



### DVD 3

- Primary Lessons -Why are they important & how to achieve success while respecting each individuals capacity to progress
  - Flight Harness Training
  - Desensitization to The Transport Carrier
  - Desensitization to Travel
  - Misting & Preening
  - Exercise Through Play
  - Step Up & Step Down Training
  - Step Up & Step Down Training On Various Perches



### DVD 4

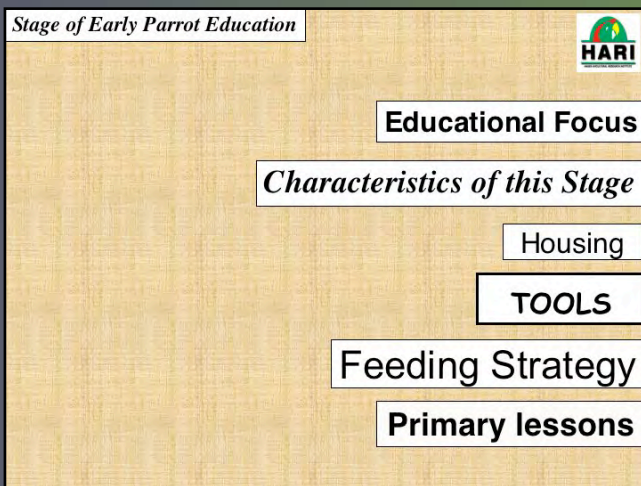
- Complimentary notes on evaluating a healthy feeding response & behavior of hunger or satiety.
- The Philosophy Behind Early Parrot Education
- Tropical Hand Feeding Formula; Preparation & Storage



VOLUME 2

In this 2<sup>nd</sup> volume of EPE, discover how the HARI team mentors our fledglings throughout the 6 stages of Early Parrot Education. Witness their progression as they mature. Each stage will unravel the structure and the **characteristics** necessary to implement the essentials such as **educational focus, housing, feeding strategy, primary lessons** to prepare the bird with lifelong lessons for his journey as a companion bird.

Stage of Early Parrot Education



**Educational Focus**

*Characteristics of this Stage*

Housing

**TOOLS**


Feeding Strategy

Primary lessons

Stage 5 of Early Parrot Education  
*Fledgling Acquiring Independence*

Primary Lessons

Advanced foraging sessions further away from flock, gradually preparing fledgling that will leave clutch mates and flock to continue to engage in occupational skills without the separation




The EPE program as well as complimentary notes also included in Power Point presentation format is available on the data CD. Its user friendly structure will guide you through all the six stages of EPE which can also be consulted and printed for reference along with the second volume for easier comprehension and additional complimentary notes.

