

# Cats in Canada



## A Comprehensive Report on the Cat Overpopulation Crisis



Canadian Federation of Humane Societies

Fédération des sociétés canadiennes d'assistance aux animaux

© 2012



Canadian Federation of Humane Societies

Fédération des sociétés canadiennes d'assistance aux animaux

# CONTENTS

1. EXECUTIVE SUMMARY .....	4
2. SUMMARY OF RECOMMENDATIONS .....	5
3. CFHS RESEARCH APPROACH .....	8
4. RESULTS .....	10
4.1 Cat Demographics .....	11
4.2 Perceptions of Cat Overpopulation.....	15
4.3 Effectiveness of Current Solutions .....	17
4.4 Sheltering Cats .....	20
Shelter Capacity .....	20
Animal Intake .....	20
Live Release .....	24
4.5 Euthanasia .....	29
4.6 Cats at Large .....	32
4.7 Veterinarian Support .....	35
5. CONCLUSION .....	37
6. APPENDIX I – CASE STUDIES .....	38
7. APPENDIX II – PROVINCIAL TABLES .....	49
8. REFERENCES .....	69

## Acknowledgements

The CFHS would like to acknowledge the work of Tamara Nahal, Deb Gleason, John Wall, David Dern and Kim Elmslie and the additional contributions of taskforce members Barbara Cartwright, Stephanie Walsh, Kristin Williams and Craig Naherniak, without whom this report could not have been completed. Design by Lola Design and French version by Communications Pierre René de Cotret.

## Sponsors



# 1. EXECUTIVE SUMMARY

It is often overlooked in the thread of human civilization, but the past and future of people and cats are thoroughly intertwined. **Since nomadic humans first developed agriculture, cats have been part of our community** – perhaps settling in more like friendly neighbours rather than ‘being domesticated’ as it is generally understood (Baldwin, 1975; Vigne et al, 2004; Driscoll et al, 2007; Seprell, 2000). That relationship of mutual benefit – with cats thriving under human protection while ridding farms of rodent pests – has continued and evolved over the millennia. Today fully 37% of households in Canada include one or more cats.

**Sadly, all is not well in this relationship. Each year in Canada it is estimated that hundreds of thousands of companion animals enter shelters and the vast majority of these are cats** (CFHS, 2012). Some are pets surrendered by their owners who can no longer care for them while others are found roaming as strays or dumped by careless guardians. **Cats are less likely to be reunited with their owners than dogs** and once in shelter care it typically takes longer to adopt out cats than it does dogs. Some are never adopted. Cats in shelters may be euthanized when they become ill (a development that can be hastened by stress). Sometimes shelters cannot adequately support the unending stream of new arrivals.

**To better understand the scope and scale of cat overpopulation in Canada, the Canadian Federation of Humane Societies (CFHS) undertook a multi-stakeholder research initiative to address the negative**

**consequences of cat overpopulation including homelessness, overburdened shelters and rescues, and euthanasia for space and illness.** The research provided baseline data and possible solutions for practitioners struggling within the system. This report represents the data and opinions collected from more than 478 stakeholders including shelters, municipalities, veterinarians, rescue organizations, trap-neuter-return groups and spay/neuter organizations. These are the organizations that deal with the outcomes of cat overpopulation every day.

The research found that there are an estimated **10.2 million owned cats in Canada** and the owned cat population is growing at a rate faster than the number of households across the country. **Shelters are at or near capacity to care for the cats that arrive at their doors.** This is exacerbated by the fact that twice as many cats as dogs are being brought in for care. Extrapolating the data provided, it is projected that more than **600,000 homeless cats in Canadian shelters did not find new homes in 2011.** Unfortunately, more than 1/3 of the cats surrendered to shelters were surrendered due to issues of housing including rental agreements, landlord conflicts and moving, followed by the animal taking up too much time or responsibility.

The research identified adoption as being both the most available as well as the most successful current solution to cat overpopulation. Although adoption is key for cats, **the survey showed that only 44% of cats brought into shelters are adopted out.** And even though our shelters are full, Canadians are more likely to acquire a cat from a friend, relative, a give-away, from their own pet’s offspring or take in a stray than they are to adopt from a humane society, SPCA or a rescue group.

Sterilization was also identified as a successful solution to cat overpopulation – in fact **70% of respondents agreed that accessible spay/neuter surgeries (including subsidized and high volume) was the most important solution to this crisis.** Of the animals that are surrendered to shelters (both by owners and by the public) less than half of one percent were spayed or neutered. If this is a reflection of national spay neutering patterns then there are millions of unaltered animals across the country, many of which are free to roam. Stakeholders are sterilizing cats that they adopted out but not at a rate of 100%, often due to the age of the animal and other medical reasons.



# 1. EXECUTIVE SUMMARY

Stakeholders agreed that municipal bylaws and enforcement are the least likely to help with the cat overpopulation issue, despite the fact that legislation is a commonly proposed solution in response to the problem. When asked to cite solutions, stakeholders indicated that lack of resources to enforce municipal bylaws as a key reason for failing.


While it is difficult to estimate the Canadian Homeless-At-Large and Feral cat population (see definitions page 9) it is thought that these cats are significant contributors to overpopulation because of their lower spay/neuter rates and their unwanted litters (Slater, 2007, 2002, Centonze & Levy, 2002). Therefore, determining a population estimate method and solutions is an essential step in solving this crisis.

**Euthanasia is the starkest outcome of cat overpopulation.** Stakeholders across the spectrum are working to reduce the need for euthanasia by decreasing the incidence of unwanted pets and increasing the number of viable homes. The number of cats euthanized in 2011 was significantly larger than the number of dogs. The most common reason for the euthanasia of cats and kittens is illness or a change in status which refers to animals that become ill while being sheltered.

Included at the end of the report are several case studies that showcase some programs and projects that relate to the recommendations of the report. These case studies provide real-world examples of innovative work that is having a positive impact on cat overpopulation.

**At this point, if large-scale, targeted action is not taken, the cat overpopulation problem will worsen.** There is no one stakeholder or group responsible for the problem or finding the solution – **it is truly a community problem that requires a community effort to resolve.** To significantly reduce cat overpopulation in Canada the CFHS urges shelters, municipalities, rescues, TNR groups, veterinarians, all communities and any individual who values cats to take the steps necessary to reduce the cat overpopulation problem starting with:

- Accessible spay/neuter surgeries
- Increased adoption strategies
- Humane education
- Adequately funded enforcement
- Responsible pet ownership



## Who is the Canadian Federation of Humane Societies?

The Canadian Federation of Humane Societies (CFHS) is a national organization representing humane societies and SPCAs in Canada. Founded in 1957, the CFHS works toward positive, progressive change to end animal cruelty, improve animal protection and promote the humane treatment of all animals. As the convener and representative of the largest animal welfare community in Canada, the CFHS advances the welfare of companion animals, farm animals, wildlife and animals in research with a strong national voice promoting the interests and concerns of animal welfare to government, policy makers, industry and the public.



Canadian Federation of Humane Societies  
Fédération des sociétés canadiennes d'assistance aux animaux



# EXECUTIVE SUMMARY

## 2. SUMMARY OF RECOMMENDATIONS

What follows is a summary of recommendations from the major topic areas.

### Cat Demographics

- Maintain a set of comprehensive national statistics measured every two years to determine long-term solution efficacy and trending data. This data must include accurate estimates of the number of all stakeholders involved and project the correct number needed to adequately measure the current state of the cat population and the effectiveness of the solutions. As well, a common language across the animal welfare community should be agreed upon in order to standardize and compare data.
- Develop a national marketing campaign, integrated at the local level, to connect the potential 5 million adoptive homes with cats in shelters.
- Implement a spay/neuter public education campaign based on behavioural science with the goal of sterilization compliance in owned animals.
- Design a Homeless-at-Large and Feral cat population estimate tool using credible evidence-based approaches.



### Perceptions of Cat Overpopulation

- Initiate a strategic communications process with municipalities to better understand the issues within this stakeholder group.
- Quantify the consequences of unfunded homeless cat mandate at the municipal level.

### Effectiveness of Current Solutions

- Support and fund the top identified effective current solutions: adoption, humane education, trap/neuter/return and subsidized spay/neuter.
- Invest in research and pilot programs to improve least utilized or understood solutions, as well as high volume spay/neuter, cat licensing and trap/neuter/return.
- Identify the key mitigation strategies in an effective cat bylaw and adopt and adequately enforce such laws.
- Increase the incidence return-to-owner rates through mandatory identification and education campaigns.

### Sheltering Cats

- Shelters must capture simple, accurate data including intake numbers, live release rates and euthanasia statistics in order to define the issues in their jurisdiction and engage with local stakeholders. As well, the data should be incorporated into provincial and national statistics.
- Shelters should review their policies and standards to improve the shelter environment for cats. Resources such as the Guidelines for Standards of Care in Animal Shelters (Newbury et al, 2010) and associated Capacity to Care model are recommended.
- Mandatory sterilization of all new cats such as those adopted from shelters, SPCAs, humane societies, rescues as well as cats purchased from pet stores.
- Implement an effective accessible spay/neuter regime that allows for subsidies, high volume programs, pediatric sterilizations and bans the selling or adopting of animals that are not spayed or neutered in order to reduce the fertility rate of unowned and stray cats, as this is the highest source of relinquished animals for organizations.
- Organizations should review their procedures to determine whether prepubertal spaying and neutering could be appropriate for their organizations.
- Establish clear return-to-owner policies in conjunction with local shelters. For example, establish a central information location that all groups can access with the goal of increasing return-to-owner rates.
- Increase the number of adoptions by increasing awareness of the concept of responsible pet ownership<sup>1</sup>, increasing the value of cats and implementing greater humane education.

<sup>1</sup> Responsible pet ownership as defined in Slater (2007) includes the provision of suitable food and shelter, health care and social interaction, and the permanent identification of the animal (a tattoo or microchip), the provision of a safe environment and a life-long commitment to the animal's care. The community should view abandonment not only as a failure of individual responsibility but also as an antisocial and immoral act.

# EXECUTIVE SUMMARY

## 2.SUMMARY OF RECOMMENDATIONS

- Adoption of only sterilized cats in pet stores through partnerships with local rescues, shelters, SPCAs, and humane societies until such time when there is no longer a population of Homeless – Sheltered cats.

### Euthanasia

- Implement best practices in order to reduce euthanasia of cats by developing minimum standards for facilities that reduce length of stay while increasing community capacity to adopt and spay/neuter the animals in the community (Newbury et al, 2010).

### Cats at Large

- Conduct projects in known cat populations with an active management protocol.
- Ensure adequate training for individuals involved in the process of trapping and returning.
- Trap-and-removal of stray cats with identification, such as tattoos or licenses, to shelters, SPCAs, or humane societies for reunification with previous home. If none can be found, rehome.
- Trap-and-removal of adoptable homeless and feral cats that can be socialized or who are already well-socialized.
- Trap-neuter-return (TNR) for feral cats with consistent monitoring to remove new strays and spay or neuter new feral cat arrivals.
- Ensure that feeding stray cats is not illegal. If it is illegal, work to remove this clause from bylaws.

### Veterinarian Support

- Develop provincial mechanisms allowing for the greater collaboration between the veterinarian and wider animal welfare community in accessible spay/neuter campaigns.
- Support and fund subsidized or no-cost spay/neuter initiatives.



# 3. CFHS RESEARCH APPROACH

The objective of the CFHS cat overpopulation research is to provide a benchmark for Canadian stakeholders striving to address the issue that faces both cats and the communities that care for them. To complete this research the CFHS implemented a three-pronged approach:

1. Establish a national taskforce
2. Conduct a national market study
3. Carry out a national multi-stakeholder survey

## CFHS Taskforce

The CFHS Taskforce is comprised of animal sheltering leaders representing all ten provinces with the goal of determining the scope and scale of cat overpopulation across Canada. It is important to note that while the three territories were not represented on the Taskforce (the data demonstrated that cat overpopulation is not considered a crisis in those regions), they were included in the stakeholder survey. The Taskforce was consulted on strategy and technique including the best tools to capture data, categories of measurement and survey questions, as well as identifying key industry stakeholders and providing feedback on the results and recommendations.

## TASKFORCE MEMBERS

Michelle Anderson-Cameron (Guelph Humane Society)  
Lynne Cadigan (SPCA Newfoundland & Labrador)  
Barbara Cartwright (CFHS), Project Manager  
Jack Kinch (Kitchener/Waterloo Humane Society)  
Tiffany Koback (Saskatoon SPCA)  
Bill MacDonald (Winnipeg Humane Society)  
Karen McGeean (Fredericton SPCA)  
Kelly Mullaly (PEI Humane Society)  
Craig Neherniak (British Columbia SPCA)  
Denys Pelletier (SPA de Québec)  
Geoff Urton (British Columbia SPCA)  
Frances Wach (Saskatchewan SPCA)  
Stephanie Walsh (Edmonton Humane Society)  
Kristin Williams (Nova Scotia SPCA)

## National Market Survey

A national market survey of Canadians was conducted to determine the prevalence of cat ownership. The survey, based on an online polling of Canadians randomly recruited by telephone using the Nanos RDD Crowdsourcing, includes responses from 1,000 individuals conducted between July 25th and 30th, 2012. The results of this approach are accurate plus or minus 3.1%, 19 times out of 20.

## Stakeholder Survey

The CFHS undertook the first national multi-stakeholder survey on cats in Canada. Based on guidance from the CFHS Taskforce, target stakeholder groups were identified using the criteria of those currently working with the direct result of the cat overpopulation. Therefore, groups such as pet stores, groomers and pet-sitters, who may come in contact with cats on a daily basis, were not included.

## The target stakeholders were identified as:

- **Humane Societies and Societies for the Prevention of Cruelty to Animals (SPCAs):** organizations focussed on the welfare of animals including the sheltering and re-homing of animals as well as, in some cases, having the added responsibility and authority to investigate and enforce animal cruelty legislation.
- **Municipalities:** animal control often falls under the responsibility of the local municipality. Municipalities may choose to capture and house roaming animals, or they may choose to contract services out to a local group (in-part or in-whole).
- **Rescues:** this group typically takes in stray, abandoned, injured, or surrendered animals needing care and attention and humane assistance, usually without an animal sheltering facility. Rescues often rely on networks of volunteers to foster and care for rescued animals.
- **Spay and Neuter Groups:** these groups focus on sterilizing animals through low/no-cost programs with services offered through licensed veterinarians.
- **Trap-Neuter-Return (TNR) Groups:** typically community-based, TNR groups manage populations of feral/free-roaming cats by trapping, sterilizing, vaccinating and then returning the cats to their habitat. TNR groups can also provide longer term care for these colonies.
- **Veterinarians:** the Doctors of Veterinary Medicine (DVM) deal with prevention, diagnosis and treatment of disease and injury in animals. Veterinarians are licensed by provincial bodies.



# 3. CFHS RESEARCH APPROACH

Taskforce members compiled lists of stakeholders in their provinces, while CFHS staff developed lists for all three territories. Stakeholder lists were augmented and expanded with the assistance of the Federation of Canadian Municipalities (FCM), Muniscope, the Canadian Veterinary Medical Association (CVMA), provincial veterinary medical associations, municipal associations, online research and through the use of social media and digital communications tools including Facebook, Twitter, LinkedIn and Hum@ne News (CFHS digital newsletter).

The Taskforce then compiled a list of investigative questions that provided the baseline data to answer the following over-arching questions:

- Is there a cat overpopulation problem in Canada?
- If so, what is the extent of the problem?
- What are the current responses, solutions and success rates?

**Nanos Research was retained to create a statistically robust online survey to collect the data.** The survey was conducted between May 25 – July 15th, 2012. A secure, anonymous survey link was sent to 1076 stakeholders and completed by 233 (22% response rate) and an open link was distributed through the CVMA newsletter to veterinarians and was completed by 245 respondents. The response rate for this group cannot be calculated as the potential survey audience is not definitively known.

In all provinces except Newfoundland and Labrador, veterinarians comprised the highest response rate for the survey at 245 (51%). SPCAs had the second-highest response rate at 70 (15%) and municipalities made up the third-highest response rate at 61 (13%) (Table 1).

**TABLE 1: PARTICIPATION BY PROVINCE AND STAKEHOLDER GROUP**

	Humane Society	SPCA	TNR	Municipality	Veterinarian	Rescue	Spay/Neuter Group	Other	Total
NL	0	6	1	14	5	0	1	0	27
PEI	1	1	0	0	9	0	1	1	13
NS	2	8	2	1	26	3	1	1	44
NB	0	7	3	1	11	1	0	1	24
QC	4	3	2	3	60	5	1	2	80
ON	13	1	1	13	32	9	4	2	75
MB	3	1	2	17	11	3	1	1	39
SK	3	4	0	0	32	2	0	0	41
AB	6	2	0	5	46	4	0	0	63
BC	0	37	4	4	12	11	0	0	68
NT, YK, NU	0	0	0	3	1	0	0	0	4
<b>TOTAL</b>	<b>32</b>	<b>70</b>	<b>15</b>	<b>61</b>	<b>245</b>	<b>38</b>	<b>9</b>	<b>8</b>	<b>478</b>
<b>Percentage</b>	<b>7%</b>	<b>15%</b>	<b>3%</b>	<b>13%</b>	<b>51%</b>	<b>8%</b>	<b>2%</b>	<b>2%</b>	<b>100%</b>

# 4. RESULTS

During the research phase, the CFHS received input from a total of 478 stakeholders as well as a random sample of 1,000 Canadians in a market survey. This section combines results from both research methods to provide a comprehensive overview of cat overpopulation in Canada including:

- Cat Demographics
- Perceptions of Cat Overpopulation
- Current Solutions
- Sheltering Cats
- Euthanasia
- Cats at Large
- Veterinarian Support



## **A note on reading the tables:**

Many tables include an N value. This refers to the number of organizations and/or individuals that responded to that specific question. In some tables there are multiple N values. As well, in some cases the N value is very small. Typically an N value below 30 is not reported on, however, as this is the first research of its kind CFHS wanted to provide as much information as possible to set a baseline for future studies.

## **A note on "Mean":**

In many tables the total mean may not add up to 100 due to weighting and rounding.

## **A note on abbreviations:**

The survey included stakeholders from Humane Societies, SPCAs, municipalities, rescues, TNR groups, spay/neuter groups and Veterinarians. For brevity, the term All Stakeholders refers to every respondent, the term Shelters, Rescues and TNR refers to Humane Societies, SPCAs, municipalities, rescues, TNR groups and spay/neuter groups.



# 4.1 Cat Demographics

Critical to understanding cat overpopulation is tracking a reliable number of the cats in Canada. The most reliable estimates can be generated from the **Owned-Indoor, Owned-Outdoor** and **Homeless-Sheltered populations**. While adequate numbers for the Homeless-at-Large and Feral populations are critical for understanding the full crisis, there are two limiting factors to compiling adequate data in this area: an inadequate response from those working with feral-managed cats; estimating such populations requires credible evidence based approach, possibly a conservation biology approach involving population dynamics and modeling.

## Owned Cat Population Model

Using the data from the Nanos market survey, an owned cat population model was devised (Table 2) with the following criteria and methods:

1. current household counts taken from Statistics Canada<sup>2</sup>
2. prevalence of cat ownership through an online survey.
3. compared against the previous cat population reported in the Canadian Veterinary Journal completed by Ipsos Canada in 2008 (Perrin, 2009) (Table 3).
4. using the comparison model, Cat Growth Rate Projections were calculated for 2008 to 2012 (Table 4).

**Cat populations** in Canada are dynamic and consist of several segments based on three broader categories: owned, homeless and feral. These categories can be further broken down as:

### **Owned-Indoor:**

cats that belong to a home, are kept inside or not allowed to roam outside.

### **Owned-Outdoor:**

cats that belong to a home, roam outdoors, out of the control of the homeowner.

### **Homeless-At-Large:**

loosely owned cats (fed by one or many people), lost or abandoned and strays.

### **Homeless-Sheltered:**

previously owned or at-large cat surrendered or brought into a facility for care.

### **Feral-Managed:**

unowned cats living in a colony and directly fed by a resident, receiving medical assistance when required and with some degree of human socialization.

### **Feral-Independent:**

unowned cats with no human socialization for the period of the cat's life and who survives independently of human involvement.

<sup>2</sup>"Dwelling Counts, for Canada, Provinces and Territories, 2011 and 2006 Censuses," Statistics Canada, 11 Apr. 2012, 20 Aug. 2012 <<http://www12.statcan.gc.ca/census-recensement/2011/dp-pd/hlt-fst/pd-pl/Table-Tableau.cfm?LANG=Eng&T=108&S=6&O=D>>.

**At the time of the research there were an estimated 10.2 million cats in Canada.** Cats are more popular than dogs as companion animals and their ownership rate is increasing at a rate of 3.6% annually while dog ownership is decreasing. 37.7% of households owned a cat compared to 29.1% who owned a dog. This is similar to data collected in the 2010 National Urban Animal Report by Petlynx, which found that 35% of households in Canada have a cat and 32% have a dog.

Table 2: Owned Cat Population Model Estimate		
Variable	Description	Nanos 2012
A	Number of Households in Canada (Statscan)	14,569,633
B	Percentage of households with a cat (Nanos)	37.7%
C	Number of households with a cat (Nanos) [A x B]	5,492,752
D	Average number of cats per household (Nanos Genpop Market Study)	1.85
E	Number of owned cats with households [C x D]	101,61,591

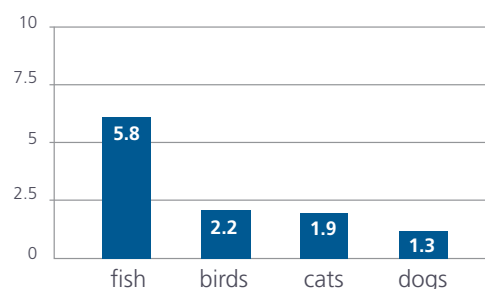
Table 3: Comparison of 2008 and 2012 Population Estimates			
Variable	Description	Ipsos 2008	Nanos 2012
A	Number of Households Canada (Statscan)	13,576,855	14,569,633
B	Percentage of households with a cat (Nanos)	35.5%	37.7%
C	Number of households with a cat (Nanos) [A x B]	4,819,784	5,492,752
D	Average number of cats per household (Nanos)	1.76	1.85
E	Number of owned cats with households [C x D]	8,482,819	10,161,591

Table 4: Owned Cat Growth Rate Projections 2008 to 2012		
Year	Base	Estimated Compound Growth
2008	8,482,819	8,788,200
2009		9,104,576
2010		9,432,340
2011		9,771,905
2012	10,161,591	10,123,693
Annualized growth		3.6%

### Demographics of Ownership

On average, cat owning households had 1.9 cats compared with 1.3 dogs per household (Figure 1) which has increased since the Ipsos Reid poll in 2008 (Perrin, 2009).

**Figure 1:** Response to the question: "How many of each of the following types of animals does your household currently have as pets?"



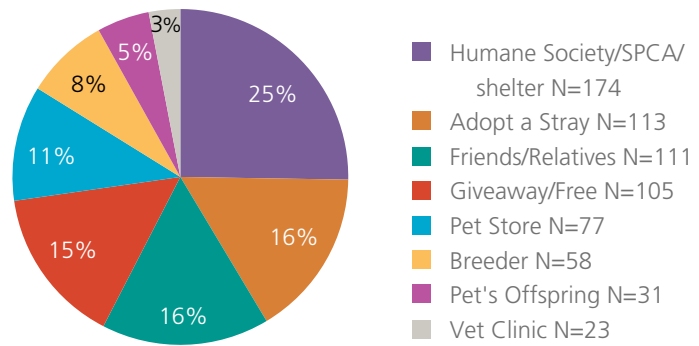


When asked how many of their cats, if any, had been spayed or neutered, respondents in cat owning households provided an average response of 80%, revealing that 20% of owned cats are not spayed or neutered. This suggests that there could be more than 2,032,318 unaltered owned cats in Canada contributing to the overpopulation crisis.

Cat owners report that they are more likely to adopt their cat from a humane society, SPCA or shelter (25%) than to purchase from a pet store or breeder (19%). However, when combined, Canadians are most likely to acquire their cat as strays, from friends and relatives, as giveaways or their own pet's offspring (36%) (Figure 2). The fact that respondents report 80% of owned cats as sterilized, but the majority is also sourcing their cats from largely unwanted litters may indicate that preventative sterilization is not happening – in other words they sterilize in reaction to their cat having a litter.

When asked "In addition to any pets that you have now, would you consider adopting a cat as a pet?" 34% of Canadians said they would consider it. This indicates that there may be up to 5 million Canadian households that would at least consider cat adoption.

**Figure 2:** Response to the question "How many of the cats in your household were from the following sources?"



### Homeless–Sheltered Cat Population Model

The Homeless-Sheltered cat population is the number of cats and kittens brought into animal shelters throughout Canada that are not adopted out into new homes. According to the research, a total of 150,350 cats were surrendered to 164 participating shelters (Table 5). Of this total, 18,022 cats remained in shelters waiting for homes and 59,939 were euthanized (overwhelmingly due to illness). When added together it reveals an overpopulation of at least 77,961 cats. It is here that the concept of "overpopulation" - more cats than viable homes – is directly identifiable and measurable. The Homeless-Sheltered population represents those cats not absorbed back into homes and therefore languishing in shelters or facing euthanasia.

Table 5: Homeless - Sheltered Cat Population Model	
Stakeholder Survey Question	Total
Total Intake of Cats	150,350
Adopted Out	65,249
Reclaimed by Owner	7,140
Euthanized	59,939
<b>Net new number of cats without a home in 2011</b>	<b>18,022</b>

However, this number must be treated with caution as it is extremely conservative, representing only a small portion of possible shelters in Canada. It is more likely that, based on extrapolation, that more than 600,000 cats were left in Canadian shelters in 2011 (Table 6). This number reflects the average number of Homeless-Sheltered cats reported in the survey extrapolated to an estimated number of municipal shelters, humane societies and SPCAs.

**NOTE: this estimate does not include rescues sheltering cats in Canada and assumes that each municipal shelter or pound takes in cats.**

**Table 6: Extrapolated number of homeless-sheltered cats**

Variable	Description	Total
A	Number of respondents with cat intake data	164
B	Number of cats euthanized	59,939
C	Number of cats waiting for adoption	18,022
D	Total number of homeless-sheltered cats (B+C)	77,961
E	Average annual number of homeless-sheltered cats per responding shelter (D/A)	475
F	Estimated number of municipal animal services <sup>3</sup>	1,135
G	Estimated number of Humane Societies and SPCAs	210
H	Total estimated number of shelters (F+G)	1,345
I	Projected number of Homeless-Sheltered cats [ExH]	638,875

## CAT DEMOGRAPHICS - CONCLUSION

At the time of this research there were an estimated 10.2 million owned cats in Canada, which equates to about one owned cat for every three Canadian residents. 37.7% of all Canadian households owned a cat with an average number of 1.9 cats per household. Based on market research 80% of owned cats have been sterilized, leaving 20% unaltered. However, while Canadians enjoy cat ownership, conservatively more than 150,000 cats were surrendered to shelters in 2011. More alarmingly, when the stakeholder data on Homeless-Sheltered cats that did not find a new home is extrapolated to include all potential shelters it is more likely that 638,875 cats in Canada languished - either waiting in shelters or facing euthanasia. This is where the cat overpopulation problem and the crisis facing those looking after the problem becomes very real.

### RECOMMENDATIONS

- Maintain a set of comprehensive national statistics measured every two years to determine long-term solution efficacy and trending data. This data must include accurate estimates of the number of all stakeholders involved and project the correct number needed to adequately measure the current state of the cat population and the effectiveness of the solutions. As well, a common language across the animal welfare community should be agreed upon in order to standardize and compare data.
- Develop a national marketing campaign, integrated at the local level, to connect the potential 5 million adoptive homes with cats in shelters.
- Implement a spay/neuter public education campaign based on behavioural science with the goal of sterilization compliance in owned animals.
- Design a Homeless-at-Large and Feral cat population estimate tool using credible evidence-based approaches.

<sup>3</sup> Estimated number of municipal animal services sheltering cats in Canada is extrapolated from Ontario statistics found to be most reliable. There are 444 Ontario municipalities (Ministry of Municipal Affairs and Housing -<http://www.mah.gov.on.ca/Page1591.aspx>). According to Ontario Ministry of Agriculture, Food, and Rural Affairs, there are 170 municipal pounds of which 31 contract to humane societies or SPCAs leaving 139 (31%) of municipalities with facilities or contracting elsewhere. Estimated number of municipalities is 3660 calculated from the total of Census Subdivisions in Canada (2011), less unorganized territories, chartered communities, community governments, crown colonies, improvement districts, island municipalities, Reserves and self-governing First Nation communities/government districts, resort villages, county subdivisions, summer villages, and regional district electoral areas. Extrapolating 31% of the 3660 municipalities equals the estimated number of pounds in Canada.

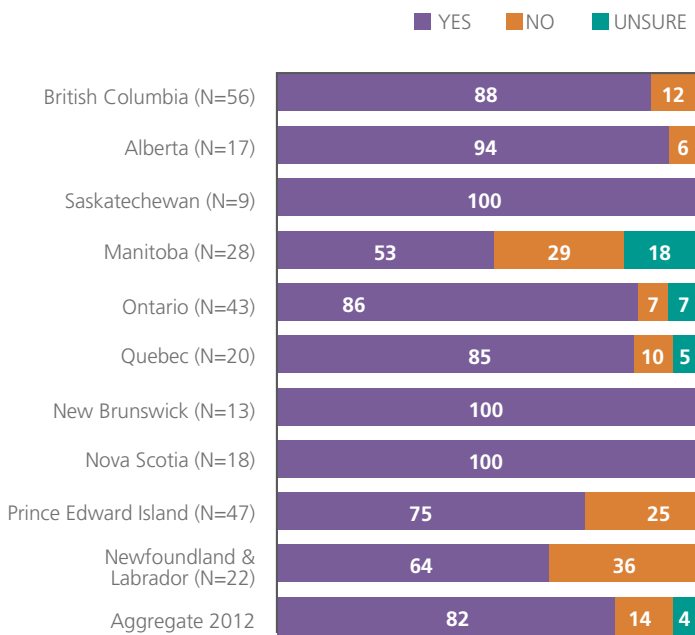
# 4.2 Perceptions of Cat Overpopulation

Unsurprisingly, responding stakeholders who work with cats on a daily basis agree that Canada is facing cat overpopulation. When asked directly “In your opinion, is there a cat overpopulation problem in your municipality?” 78% responded “yes”.

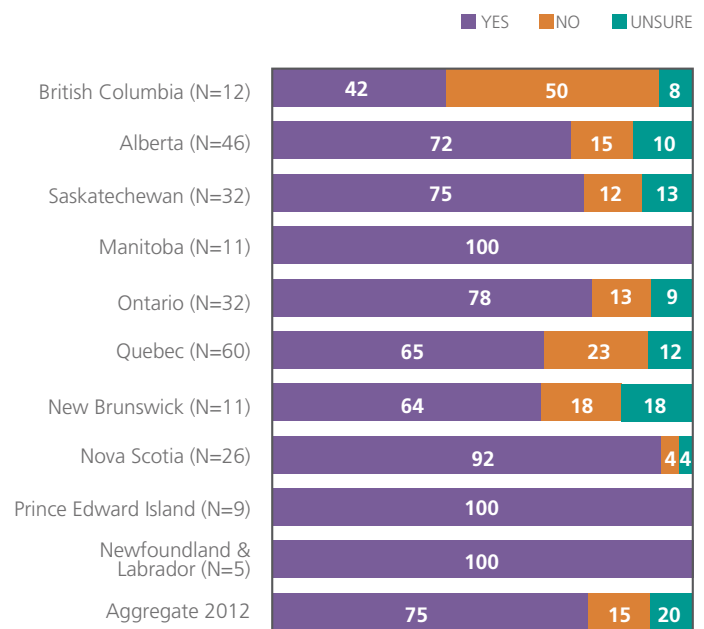
The perception of the problem varies by province. 100% of responding Shelters, Rescue and TNR groups in Nova Scotia, New Brunswick, and Saskatchewan believe there is a cat overpopulation problem. Manitoba’s responses are the most divided, with 53% of respondents believing there is a problem while 29% believe there is not (Figure 3).

Whereas 100% of responding veterinarians in Manitoba, PEI and Newfoundland and Labrador believe there is a cat overpopulation problem and the greatest divide in responses is in British Columbia when 42% believe there is a problem and 50% do not (8% are unsure) (figure 3A).

**Figure 3:** Shelters, Rescues, TNR response to: “In your opinion, is there a cat overpopulation problem in your municipality?” by province

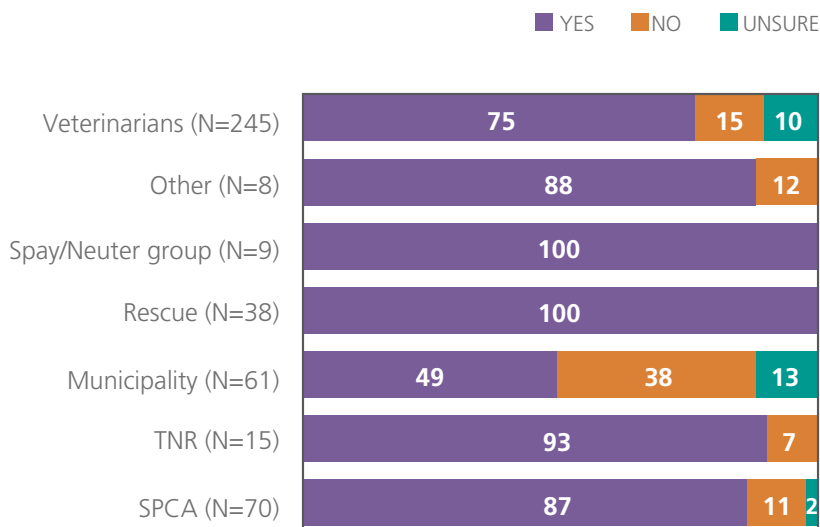


**Figure 3A:** Veterinarian response to: “In your opinion, is there a cat overpopulation problem in your municipality?” by province



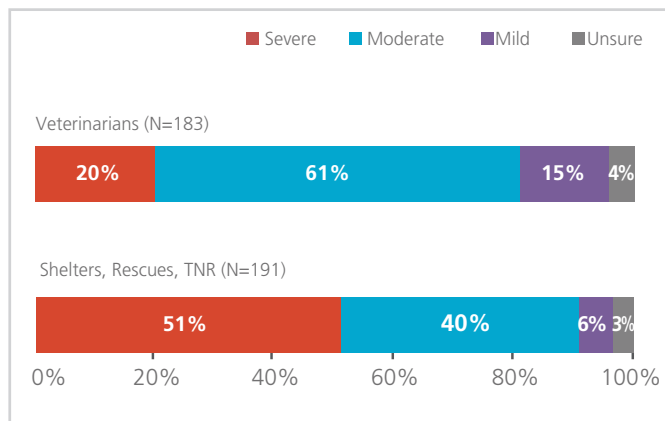
When divided into stakeholder groups, the spay/neuter groups, rescues and humane societies unanimously believe there is a cat overpopulation with a response rate of 100% (Figure 4). SPCAs are only slightly more cautious: out of 70 responses, 87% believe that there is a problem, 11% believe that there is no problem. Of all the organizations, municipalities are the most-divided on the issue: 49% agree that there is a cat overpopulation, 38% disagree, and 13% are unsure which may point to further targeted research into this stakeholder group to determine awareness and impact of the issues in municipalities.

**Figure 4:** Breakdown of response to: “In your opinion, is there a cat overpopulation problem in your municipality?” by stakeholder



**Figure 5:** “Would you say that the cat overpopulation in your municipality is severe, moderate or mild?”

While generally stakeholders agree there is a cat overpopulation problem in Canada, there isn't consensus on the severity of the problem. Where stakeholders differ is on the extent of the problem. Fifty-one percent of Shelters, Rescues, TNR believe that the problem is severe, compared to only 20% of veterinarians. While veterinarians are more likely to view the crisis as moderate at 61% compared to 40% of Shelters, Rescues, TNR (Figure 5).



## PERCEPTIONS OF CAT OVERPOPULATION - CONCLUSION

The large majority of participating stakeholders in the survey responded yes when asked if there was a cat overpopulation problem in their community. Interestingly, although the groups for the most part agree, their perception of the severity differs. Over half of the Shelters, Rescues and TNR believe the problem is severe while Veterinarians are more likely to see the problem as moderate. Municipalities are divided on the issue altogether with just under 50% identifying it as a problem at all.

### RECOMMENDATIONS

- Initiate a strategic communications process with municipalities to better understand the issues within this stakeholder group.
- Quantify the consequences of unfunded homeless cat mandate at the municipal level.

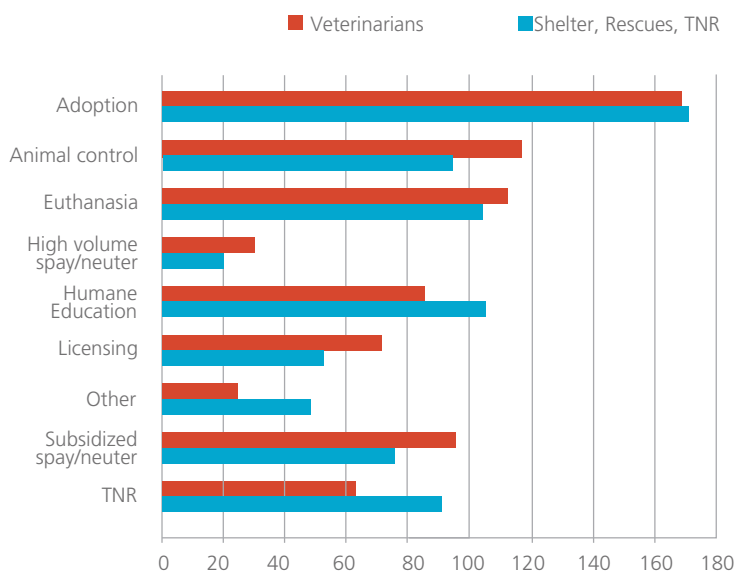


# 4.3 Effectiveness of Current Solutions

Cat overpopulation is not a new issue and organizations tasked with managing the results of this crisis have been working to find permanent successful solutions. While responses vary depending on stakeholder resources and mission, common current approaches include:

- Adoption
- Animal control
- Euthanasia
- Humane Education
- High volume spay/neuter
- Licensing
- Subsidized spay/neuter
- Trap-Neuter-Return (TNR)

**Figure 6:** “What practices, if any, does your community have in place that addresses cat overpopulation?” Number of responses for each different practice.



The responses found in Figure 6, developed from the stakeholders’ comments in the cat overpopulation survey, encompass the most often cited means of responding to or managing a cat population problem. This is not an exhaustive list. Overall, adoption was the most common response stakeholders identified as being an available solution in their community. The second most available solutions cited by veterinarians were animal control and euthanasia while Shelters, Rescues and TNR groups identified humane education and then euthanasia.

Respondents were then asked to identify, in their opinion, which of the practices were successful. By collapsing the categories, it becomes evident that ‘adoption’ is perceived by all stakeholders to be the most successful, along with ‘humane education’ but at a significantly lower rate. Shelters, Rescues and TNR groups were likely to rate ‘TNR’ as a successful option (Figure 7) while veterinarians were more likely to rate it as unsure or not applicable (Figure 8). Veterinarians were slightly more likely to rate ‘subsidized spay/neuter’ as a more successful tactic than Shelters, Rescues and TNR groups which contradicts a perception that veterinarians may be unwilling to support subsidized programs and points to a need for greater collaboration with the veterinarian community in accessible spay/neuter campaigns. Finally, ‘high volume spay/neuter’ was rated as the least successful method of all tactics, however when employed, stakeholders perceived it as effective.

**Figure 7:** Shelters, Rescues, TNR response to the question: “Would you say that the following methods used by your community have been successful, somewhat successful, neither successful nor unsuccessful, somewhat unsuccessful, or unsuccessful at addressing cat overpopulation?” collapsed into 4 categories.

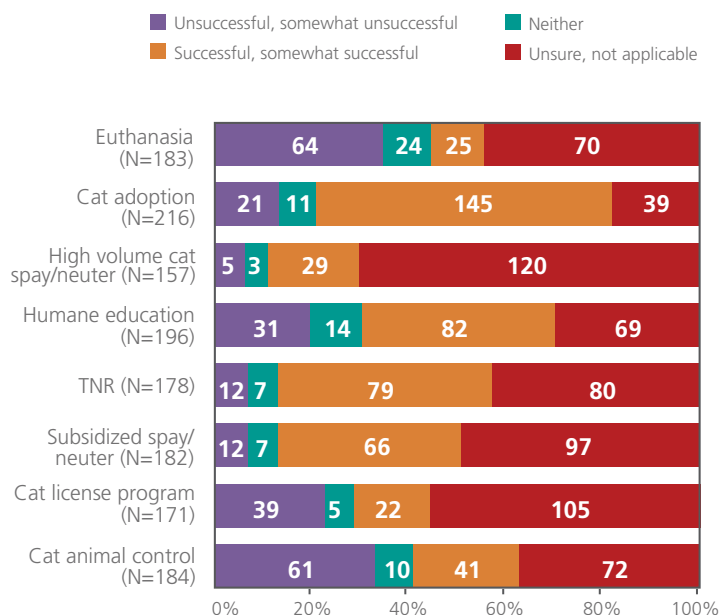
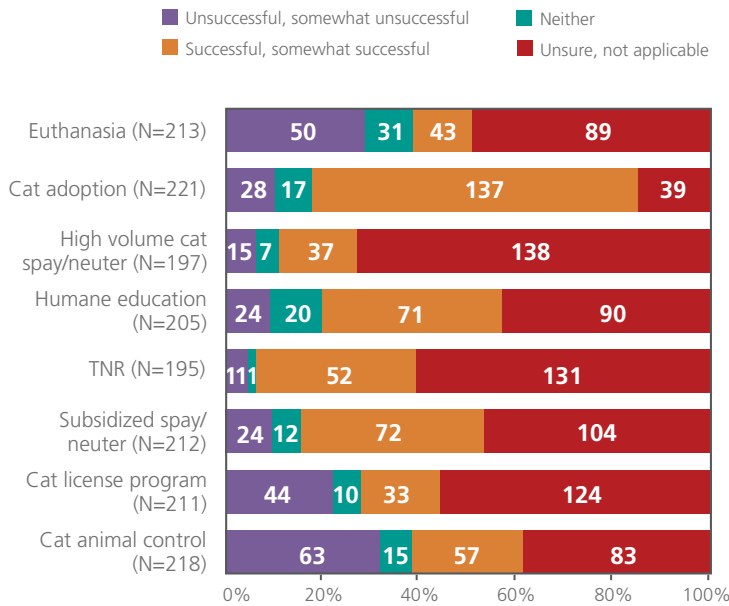
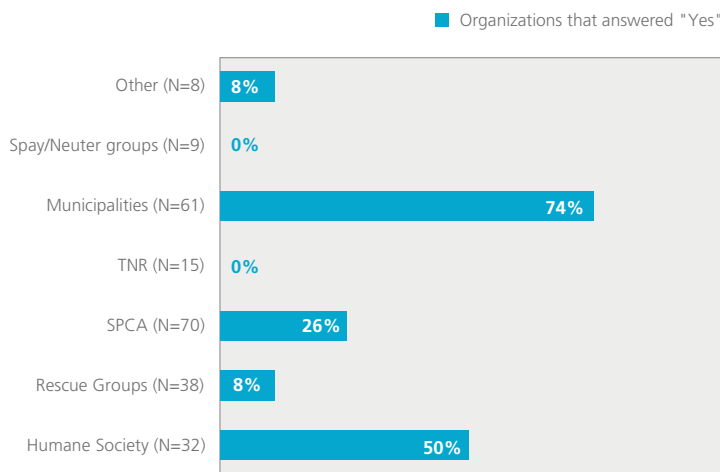


Figure 8: Veterinarian response to the same question as Figure 7.



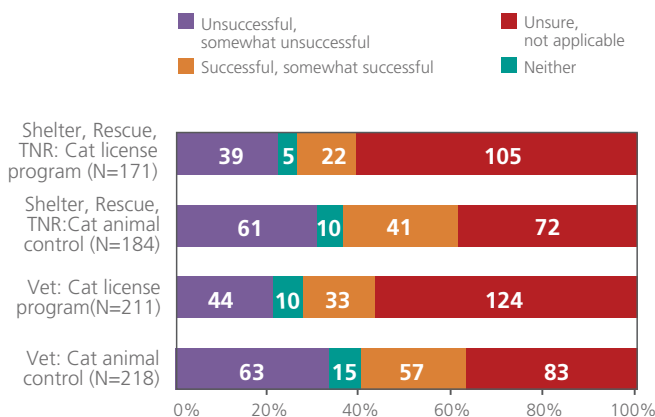
A commonly proposed solution for cat overpopulation is legislative in nature, including cat animal control and licensing programs. In general, municipalities are most likely to be responsible for animal control but half of all humane societies (50%) and one quarter of SPCAs (26%) are also responsible for animal control (Figure 9). However, all stakeholders agree that ‘municipal bylaws’ and ‘enforcement’ are the least likely to be successful (Figures 7 and 8).

Figure 9: Response to the question “Is your organization responsible for animal control?”



The most frequently-cited elements of animal control in municipal bylaws were ‘no roaming’ bylaws (26%), ‘return to owner’ bylaws (25%), and ‘household limits on pets’ bylaws (25%). The fourth-most cited element was mandatory licensing and registration (16%) and the remaining three options, permanent ID, mandatory sterilization, and breeder licensing received low response rates of roughly 3%.

Figure 10: “Would you say that the following methods used by your community have been successful, somewhat successful, neither successful nor unsuccessful, somewhat unsuccessful, or unsuccessful at addressing cat overpopulation?” pertaining to animal control collapsed into four categories.



Overall, respondents did not cite animal control as an effective method of controlling cat populations, however, the majority indicated that they were unsure or that the question was not applicable, which points to either a trend toward underutilized legislation or possibly that it is not used effectively (Figure 10).

## EFFECTIVENESS OF CURRENT SOLUTIONS - CONCLUSION

Stakeholders agreed that adoption was the most available solution to cat overpopulation in their community, followed by euthanasia according to veterinarians, and animal control and humane education according to Shelters, Rescues and TNR groups. When it came to identifying which practice was the most successful adoption was the first choice by all stakeholders. All stakeholders found that municipal bylaws and enforcement are the least likely to be successful.



### RECOMMENDATIONS

- Support and fund the top identified effective current solutions: adoption, humane education, trap/neuter/return and subsidized spay/neuter.
- Invest in research and pilot programs to improve lesser utilized or understood solutions, as well as high volume spay/neuter, cat licensing and trap/neuter/return.
- Identify the key mitigation strategies in an effective cat bylaw and adopt and adequately enforce such laws.
- Increase the return-to-owner rates through mandatory identification and education campaigns.

## 4.4 Sheltering Cats

Each year hundreds of thousands of animals are surrendered to shelters across the country. Animals are surrendered by owners and by the public that find them as strays. The contributing factors to cat overpopulation is manifested or made visible through the intake statistics (number and type of animals surrendered) and the live release rates (number of animals adopted or transferred) each year and therefore also provides context for solutions. As such, this section focuses on:

- Shelter Capacity
- Animal Intake
- Live Release

### SHELTER CAPACITY

Each sheltering organization has a limited capacity to hold animals, and a maximum number of spaces, known as holding capacity. Some shelters, by policy, accept all animals that are surrendered to them regardless of health and/or temperament and are called 'open admission', while other shelters only accept animals based on adoptability and current resources which are called 'limited or closed admission'.

**Regardless of approach, shelters across the country are at or near capacity to care for the cats that are brought to their doors and in no other statistic is the crisis of overpopulation revealed more – as a country, Canada has all but run out of space for more cats.** At the time of this research, all organizations that dealt directly with the intake of animals were either at or close to capacity (86%) (Table 7). The number varied between 90% – 100% all groups except municipalities which report using 66% of their total space to hold cats and dogs. Similarly, in 2011 stakeholders also reported being at 90% – 100% of capacity but slightly higher than 2012 in each case. This slight difference may be because in 2011 they were accounting for their overall capacity, while at the time of the research, they were considering the months January to July 2012. In either case the greatest capacity potential is in municipalities in both 2011 and 2012.

**Table 7: Maximum number of cats and dogs and capacity of space at organizations**

Stakeholder	Average holding capacity	% of capacity 2011	% of capacity 2012
Humane Society	187 animals	90%	91%
SPCA	124 animals	95%	92%
TNR	42 animals	93%	80%
Municipalities	103 animals	72%	66%
Rescues	68 animals	91%	85%
Spay/neuter groups	30 animals	100%	100%
Other	166 animals	95%	97%
Aggregate Average	114 animals	89%	86%

### ANIMAL INTAKE

The number of surrendered live animals that a shelter accepts responsibility for represents its intake number and can vary by time of year and capacity (Asilomar Accords, 2004). Respondents were asked to provide the following intake statistics for both cats and dogs, where possible, to offer a comparison and, therefore, a greater context in which the cat overpopulation resides:

1. Number Received
2. Source of Surrender – public or owner
3. Juvenile Surrender
4. Reason for Surrender
5. Status on Surrender - including sterilization and identification



## Number Received

Overall, organizations were twice as likely to receive cats at intake as dogs. In 2011, participating organizations took in 150,350 cats and 70,302 dogs, with an average of 917 cats and 537 dogs per responding organization (Table 8).

**Table 8: Cats and dogs received for intake in 2011**

Animal	N	Average	Total
Cats	164	917	150,350
Dogs	131	537	70,302

Of those who responded, humane societies and SPCAs received the highest number of cats; a total of 63,532 cats were received by humane societies and 60,214 were received by SPCAs, while municipalities received 17,830 and rescue groups received 5,461 (Table 9). Almost half of all responding veterinarians take in cats or dogs in need (49%). Of the veterinarians who take in animals, on average, they took almost 10 times as many cats as dogs (Table 9A).

**Table 9: Total cats and dogs received in 2011 by organization type**

Organization		Cats	Dogs	% kittens	% puppies
Humane Society		63,532	23,191	38%	20%
	N	32	30	28	24
Society for the Prevention of Cruelty to Animals (SPCAs)		60,214	31,787	40%	21%
	N	68	67	64	62
TNR group		1,958	N/A	47%	N/A
	N	7		8	
Municipality		17,830	14,279	43%	21%
	N	19	19	18	17
Rescues		5,461	730	45%	19%
	N	30	12	35	12
Spay/neuter groups		549	N/A	N/A	N/A
	N	4		4	
Other, please specify...		806	315	52%	5%
	N	4	3	4	3
Total		150,350	70,302	42%	20%
	<b>N</b>	<b>164</b>	<b>131</b>	<b>161</b>	<b>118</b>

**Table 9A: Total cats and dogs received in 2011 by veterinarians**

Organization		Cats	Dogs	% kittens	% puppies
Veterinarians		1,743	185	2%	1%
	N	98	100	91	94

## Source of Surrender

There are two categories of surrendered animals on intake: those surrendered by an owner and those who are stray or surrendered by a member of the public claiming no prior ownership of the animal. Overall, cats and dogs surrendered to shelters are more than twice as likely to be stray or public surrendered as owner surrendered - on average, 58% of surrendered cats are strays, while 52% of dogs surrendered are strays. In contrast, 22% of surrendered cats and 24% of dogs are surrendered by their owners (Table 10).

**Table 10: Animals surrendered by owner and not by owner**

	Surrendered by owner		Surrendered by owner, % juvenile		Surrendered strays/ by non-owner		Surrendered strays/ by non-owner, % juvenile	
	Cats	Dogs	Kittens	Puppies	Cats	Dogs	Kittens	Puppies
N	145	113	96	62	150	121	88	59
Mean	226	148	4%	3%	585	302	7%	5%
Total	32,755	16,731			87,770	36,548		

## Juvenile Surrender

In general, a greater proportion of juvenile animals surrendered are felines (Table 11). Of the surrendered, 42% of cats are kittens and 20% of dogs are puppies. The majority of kittens surrendered are strays or public surrendered (39%) compared to puppies at 18%. In contrast, more puppies (40%) are surrendered by their owners than kittens (26%). Moreover, since a larger proportion of the kittens surrendered are unowned, they are likely homeless or the offspring of feral cats.

These numbers imply that owner relinquishment of cats is not as high as was previously thought. Instead, it is possible that owners instead choose to let their animal loose or dump it at a feral cat colony, give it to a friend, or give it away through an advertisement. Second, these results suggest that the juvenile population is unowned. This is only possible if there is a high fertility rate among unowned and stray cats and dogs, which suggests that proactive methods are needed to reduce the fertility rate of unowned and stray cats and dogs, as this is the highest source of new animals for organizations.

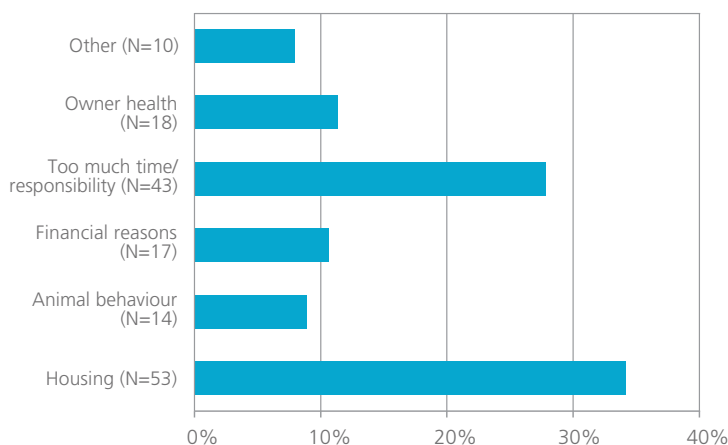
**Table 11: Juvenile animal surrenders by owner and not by owner**

	Surrendered, % juvenile of adults		Surrendered by owner, % juvenile of adults		Surrendered strays/ not by owner, % juvenile of adults	
	Kittens	Puppies	Kittens	Puppies	Kittens	Puppies
N	161	118	148	157	152	122
Mean	42%	20%	26%	40%	39%	18%

### Reason for Surrender

Of the 155 Shelters, Rescues and TNR groups who responded to the question (Figure 11) regarding the reason cats and dogs are surrendered 34% report that it's due to issues with housing which includes rental agreements, landlord conflicts and moving homes. This was followed closely by a concern of owners that their animals took too much time or responsibility (28%). Only 9% of people cited animal behaviour as the reason they were surrendering.

**Figure 11:** What is the first ranked reason why cats & dogs/cats were owner-surrendered to your organization in 2011?



### Status on Surrender - Identification

Comparatively, 63% of cats and 46% of dogs arrive at an organization without any form of identification (ID) including microchips, tattoos or collars (Table 12). It is possible that because cats are less likely to have ID they are less likely to be returned to their owner. In contrast, dogs are more likely to arrive at an organization with ID and there is a greater statistical chance they will be re-united with their family.

**Table 12: Proportion of animals received without any forms of ID**

	RECEIVED		RECEIVED WITHOUT ID		% RECEIVED WITHOUT ID	
	Cats	Dogs	Cats	Dogs	Cats	Dogs
N	164	131	93	59		
Mean	917	537	575	247	63%	46%

### Status on Surrender - Sterilization

Most cats and dogs arrive at shelters and rescues unaltered. However, less than half of the respondents that receive animals record the animal's sterilization status at intake. Therefore, it is important to examine these results with caution as they may not be representative. Of those that did respond, slightly fewer dogs arrive at these organizations spayed or neutered in comparison to cats but both are negligible numbers at less than 1/2 of one percent of the overall intake number (Table 13). Among the respondents, on average, 42 cats surrendered by owners out of a total of 226 cats were spayed or neutered. This means that on average, 18.5% of owner surrendered cats are spayed or neutered. Among respondents, on average, 42 dogs surrendered by owners out of a total average of 148 dogs were spayed or neutered. On average, 28% of dogs surrendered by owners were sterilized.

**Table 13: Owner and non-owner surrendered animals that were spayed or neutered**

	Cats S/N on surrender	Average	% of total cat intake	Dogs S/N on surrender	Average	% of total dog intake
Owner surrendered (N=78)	3,284	42		2,125	27	
Stray/public surrendered (N=76)	3,546	47		2,295	30	
SUM	6,830		0.4%	4,420		0.6%

## LIVE RELEASE

Respondents were asked to report, where possible, on the live release rates for cats and dogs in their care. Live release refers to animals that leave shelter facilities alive through<sup>4</sup>:

1. Return-to-owner
2. Transfer to another non-profit agency
3. Adoption

### Return-to-owner

The ideal resolution for stray and public surrendered animals is that the owner and animal are reunited. Unfortunately for cats this is not a common outcome. In fact, dogs are much more likely to be reclaimed by their owner than cats. In 2011, nearly 30% of dogs were reported as reunited with their owners in Canada, whereas less than 1% of cats were (Table 14). Contrast these numbers with the fact that twice as many cats are surrendered to shelters than dogs. On average, that means of the 537 dogs received in by Shelters, Rescues and TNR groups 161 are reclaimed (30%). In comparison, of 917 cats received on average, only 5 are reclaimed (<1%). This shows a significant gap in pet owner practices and also complements prior data regarding pet identification (Table 14) - dogs are slightly more likely to have ID and to be reclaimed by their owners than cats.

**Table 14: Proportion of animals reclaimed compared to animals received in 2011**

Animal	Total received in 2011	Average intake	Reclaimed	% reclaimed	Average reclaimed
Cats	150,350	917	7,139	<1%	5
Dogs	70,302	537	20,856	30%	161

### Transfer to another non-profit agency

The transfer of animals is another solution to increase live release rates. On average the responding shelters transfer 29 cats and 32 dogs to another agency. Of these animals, less than 20% were juvenile animals, 17% were kittens and 15% were puppies. Transfer rates are likely low because other agencies are at capacity.

### Adoption

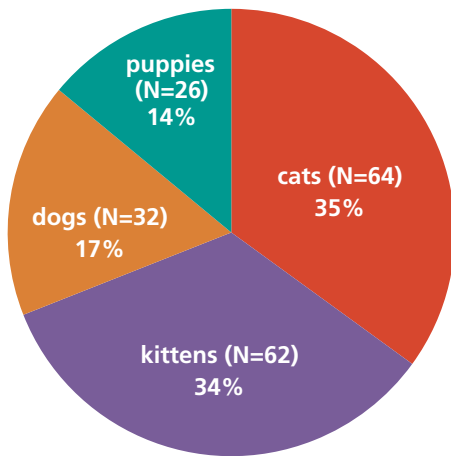
All stakeholders agree that adoption is the most prevalent and successful intervention. In 2011 44% of the cats received and 41% of the dogs were adopted out for a total of 65,249 cats and 27,058 dogs - of which 46% were kittens and 28% were puppies (Table 15). Municipalities are the least likely to adopt to the public, with 30% adopting out animals. All stakeholders reported that they transfer animals between facilities with SPCAs most active with transfer programs.

**Table 15: The number of animals adopted out in 2011**

	Number of Adoptions		Number of Adoptions, % youth	
	Cats	Dogs	Kittens	Puppies
N	162	123	152	111
Mean	403	220	46%	28%
Sum	65,249	27,058		

<sup>4</sup> ASPCA – <http://www.aspcapro.org/live-release-rate.php>

**Figure 12:** Percentage of animals offered for adoption by responding veterinarians

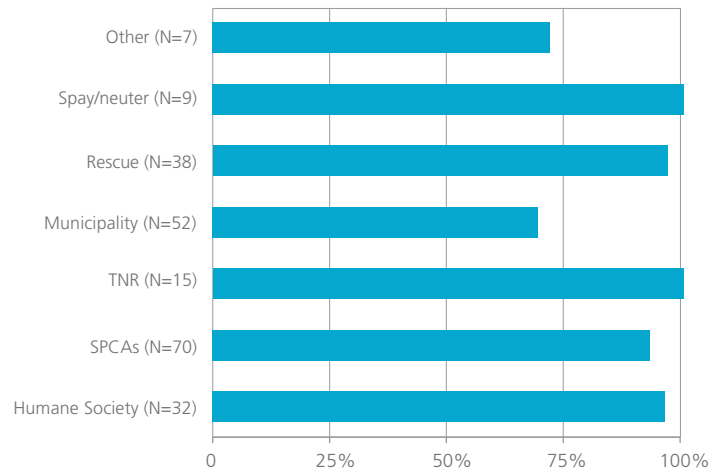


The majority of veterinarians do not offer pets for adoption. Of those that do, 35% offer cats for adoption, 34% offer kittens, 17% offer dogs, and 14% offer puppies (Figure 12).

### Status Prior to Release: Sterilization

The majority of Shelter, Rescues and TNR groups spay and neuter cats in their care. Of the 233 respondents, 176 groups spay and neuter cats (76%) while 45 do not (19%). 100% of TNR groups, 97% of rescues, 97% of humane societies and 93% of SPCAs are spaying and neutering animals before they are released from shelters compared to only 27% of municipalities (Figure 13). It is worth noting that the majority of the 52 responding municipalities, 73%, do not sterilize cats in their care.

**Figure 13:** Organizations that answered "yes" to the question "Does your organization have cats spayed or neutered?"



Among Shelters, Rescues and TNR groups that sterilize their cats or dogs, on average, they spay or neuter 378 cats and 241 dogs annually (Table 16). In total that represents 39,723 cat sterilizations. The average cost of cat sterilization surgery in Canada is approximately \$200<sup>5</sup> which accounts for an expenditure of \$7,944,600 annually in cat surgeries by these non-profit organizations and through veterinarian donations. Once again, this is a very conservative number and if extrapolated by the possible number of shelters in Canada (1345 – see Table 6) the number increases to 508,410 cat sterilization surgeries accounting for just over \$101 million absorbed by this community. Of these animals, 28% of spayed cats are kittens and 14% of spayed dogs are puppies.

Table 16: Number of animals spayed/neutered while at Shelters, Rescues, TNR groups, in 2011, if any				
	Number spayed or neutered		% juvenile spayed or neutered	
	Cats	Dogs	Kittens	Puppies
N	105	56	111	58
Mean	378	241	28%	14%

<sup>5</sup> personal communication, Warren Skippon, Manager, National Issues & Animal Welfare, CVMA: \$200 is the average of an average spay surgery (\$250) and average neuter procedure (\$150) in Canada as per the Canadian Veterinarian Medical Association Member Business Management Program economic survey.

The number of cats and dogs spayed and neutered as a proportion of the number received is somewhat similar (Table 17). On average, 41% of cats received were spayed or neutered before they were adopted and 45% of dogs received were spayed or neutered before they were adopted.

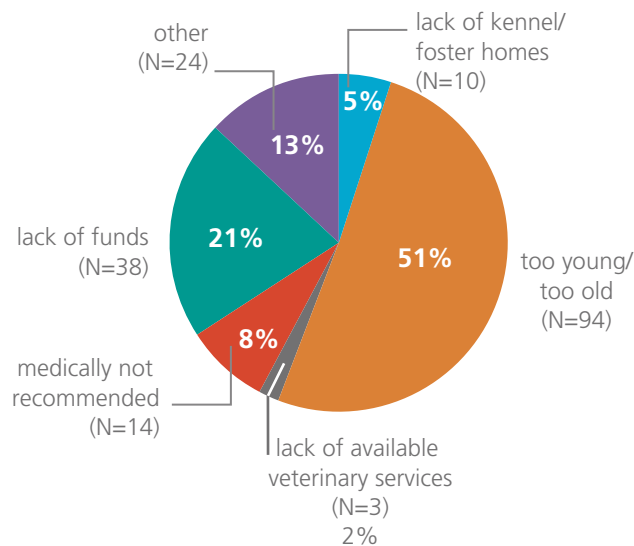
Table 17: Proportion of animals spayed or neutered while in care compared to the number of animals received in 2011						
	Received		Number spayed or neutered		% Spayed	
	Cats	Dogs	Cats	Dogs	Cats	Dogs
N	164	131	105	56		
Mean	917	537	378	241	41%	45%

Although many organizations spay and neuter the companion animals they are adopting out, it is important to understand why others do not. To assess this, survey respondents were asked to choose the top three reasons out of the following six responses:

- Lack of kennel/foster home space
- Lack of available veterinary services
- Too young/too old to be spayed/neutered
- Lack of funds for surgery
- Medically not recommended
- Other

Overall, the number one reason that a cat was adopted out without being spayed or neutered is that it was ‘too young or too old’ (51%). ‘Lack of funds’ for surgery was also a concern, comprising 21% of first-ranked responses. The top-reported second-ranked response was that it was ‘medically not recommended’ (8%) and the top-reported third-ranked response was a ‘lack of kennel/foster home space’ (5%) (Figure 14).

Figure 14: Top reasons why cats are released without being spayed or neutered



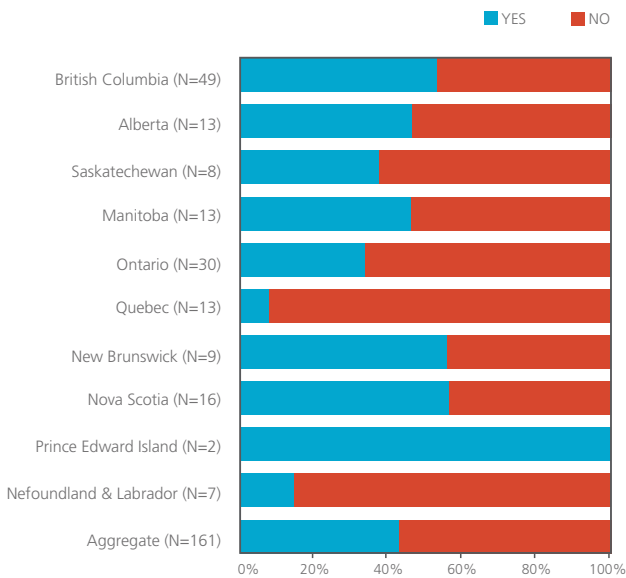


### Access to Subsidized Spay/Neuter

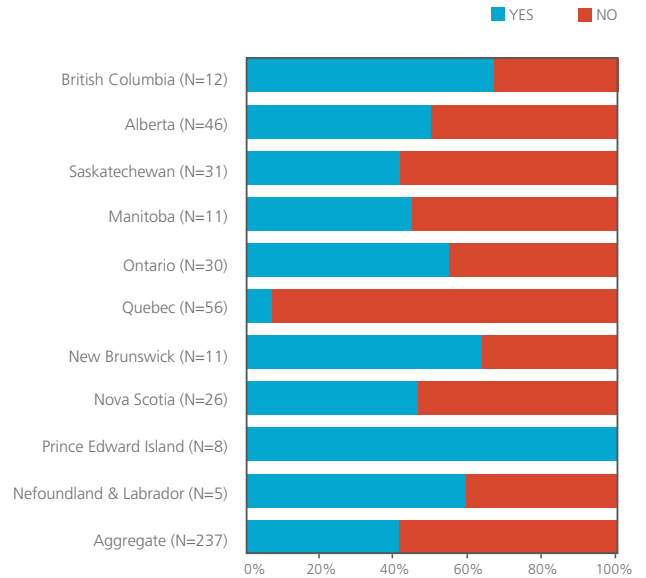
Sterilization of companion animals is often cited as a key solution to a surplus of animals ending up homeless in shelters or at large. However, the rising cost of veterinary services is also cited as a barrier to owners accessing the surgery, leaving animal breeding uncontrolled (Kass, 2007). Although subsidized spay/neuter initiatives are widely supported by respondents, the majority of those who responded to the question, “Is there a subsidized spay/neuter option in your community?” did not indicate that these services were widely available - 42% answering ‘no.’

Among stakeholders, TNR groups and spay/neuter groups are the most likely to respond by indicating that there is a subsidized spay/neuter option in their community. This is likely because without such an option, these programs would not exist as they rely on low-cost or subsidized spay/neuter options. 60% of TNR groups, 56% of spay/neuter groups, 49% of SPCAs, 42% of veterinarians, 41% of rescues, 37% of humane societies, 20% of other groups, and 14% of municipalities indicate that there is some type of subsidized spay/neuter option in their community. It is important to note that this does not measure the type of service available. Not all sterilization programs are equal in scope and capacity with some being very limited. While in some provinces there are dedicated accessible spay/neuter clinics, in many provinces there is not, which means organizations depend on limited resources from select veterinarians.

**Figure 15:** Shelter, Rescue and TNR response to question: “Is there a subsidized spay/neuter option in your community?” By province



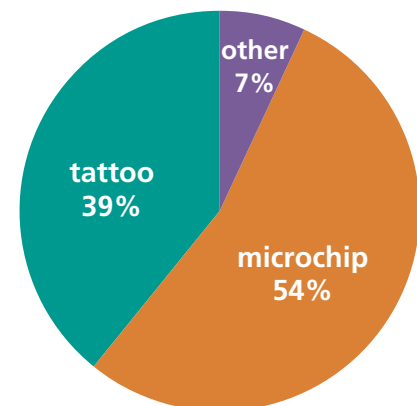
**Figure 15A:** Veterinarians response to question “Is there a subsidized spay/neuter option in your community?” By province



### Status Prior to Release: Identification

57% of cats adopted out by all respondents in 2011 were assigned a permanent ID. Veterinarians were less likely to assign a permanent ID to cats they adopted out to the public at only 29%. Among the types of permanent ID, microchip was the most popular (54%) and tattoo was the second most popular (39%) (Figure 16).

**Figure 16:** Permanent ID methods used to identify cats before adoption, if any.



Shelters in Canada are at or near capacity to care for cats that arrive at their doors. This is exacerbated by the fact that twice as many cats as dogs are being brought in for care. Humane Societies and SPCAs see the highest numbers of cats each year. These cats are more than twice as likely to be stray or public surrendered as owner surrendered and of those surrendered almost half are kittens. More than a third were surrendered due to issues of housing, followed by the animal taking up too much time or responsibility. Of those surrendered 63% of cats do not have ID which is much higher than dogs making the reuniting of animal with their owner much more difficult. In Canada less than 1% of cats are reunited with their owner while 30% of dogs are reunited.

Adoption is key for cats and the survey showed that 44% of cats brought into shelters are adopted back out. This is where cats have a slight lead over dogs as their adoption rate is only 41%. Of the stakeholders surveyed 76% of them spay and neuter cats before adoption. The number one reason that a cat is not spayed or neutered before adoption is that it was too young or too old. When it comes to ID 57% of cats that are adopted out are assigned permanent ID.



## RECOMMENDATIONS

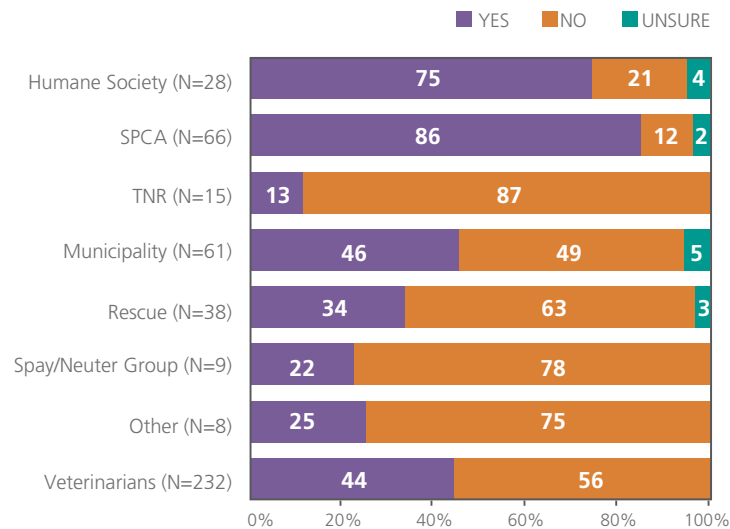
- Shelters must capture simple, accurate data including intake numbers, live release rates and euthanasia statistics in order to define the issues in their jurisdiction and engage with local stakeholders. As well, the data should be incorporated into provincial and national statistics.
- Shelters should review their policies and standards to improve the shelter environment for cats. Resources such as the Guidelines for Standards of Care in Animal Shelters (Newbury et al, 2010) and the attached “Capacity to Care” model are recommended.
- Mandatory sterilization of all new cats such as those adopted from shelters, SPCAs, humane societies, rescues as well as cats purchased from pet stores.
- Implement an effective accessible spay/neuter regime that allows for subsidies, high volume programs, pediatric sterilizations and that bans the selling or adopting of animals that are not spayed or neutered in order to reduce the fertility rate of unowned and stray cats, as this is the highest source of relinquished animals for organizations.
- Organizations should review their procedures to determine whether prepubertal spaying and neutering could be appropriate for their organizations.
- Establish clear return-to-owner policies in conjunction with local shelters. For example, establish a central information location that all groups can access with the goal of increasing return-to-owner rates.
- Increase the number of adoptions by increasing awareness of the concept of responsible pet ownership<sup>6</sup>, increasing the value of cats and implementing greater humane education.
- Adoption of only sterilized cats in pet stores through partnerships with local rescues, shelters, SPCAs, and humane societies until such time when there is no longer a population of Homeless – Sheltered cats.

<sup>6</sup> Responsible pet ownership as defined in Slater (2007) includes the provision of suitable food and shelter, health care and social interaction, the permanent identification of the animal (a tattoo or microchip), the provision of a safe environment and a life-long commitment to the animal's care. The community should view abandonment not only as a failure of individual responsibility but also as an antisocial and immoral act.

# 4.5 Euthanasia

Euthanasia is the starkest outcome of cat overpopulation. Stakeholders across the spectrum are working to reduce the need for euthanasia by decreasing the incidence of unwanted pets, increasing protocols to prevent disease and illness and increasing the number of viable homes. Of 225 Shelter, Rescue and TNR respondents, 125 (54%) stated that their organizations euthanized cats and 94 (40%) stated that their organization did not. By type of organization, 87% of SPCAs and 78% of humane societies responded that they euthanize cats, while 88% of TNR groups, 78% of spay/neuter groups, 75% of other groups, 63% of rescues, and 49% of municipalities responded that they do not (Figure 17).

**Figure 17:** Response to question: “Does your organization or clinic euthanize cats?” By organization



The number of cats euthanized in 2011 was significantly higher than the number of dogs. Accounting for responding organizations, 59,939 cats were euthanized compared to 10,082 dogs. Of these, 20% of the cats were kittens and 4% of the dogs were puppies. Of the total number of cats received, 40% were euthanized compared to 14% of dogs. These numbers should be viewed with caution as they are very conservative representing only a fraction of organizations that are sheltering cats (Table 18).

**Table 18: Number of animals and % of juvenile euthanized in 2011**

	Received		Number euthanized		Number euthanized, % received		Number euthanized, % juvenile	
	Cats	Dogs	Cats	Dogs	Cats	Dogs	Kittens	Puppies
N	164	131	117	104			103	88
Mean	917	537	512	97	40%	14%	20%	4%
Sum	150,350	70,302	59,939	10,082				

To better understand why animals were euthanized, respondents were asked to choose the most common reason out of the following 5 responses for cats, kittens, dogs, and puppies:

- Lack of space
- Affordability of medical treatment
- Animal behaviour
- Illness/change in status
- Unsure/Not applicable

The most common reason for euthanasia of cats and kittens in the Shelters, Rescues and TNR group was illness/change in status (Table 19). Change in status refers to a healthy animal that becomes ill when in shelter care. Animal behaviour was the second most common reason. 91% indicate that dogs are euthanized for animal behavior and then illness/change in status following closely. Where it varies is in puppies – puppies are most likely to be euthanized for illness/change in status.

**Table 19: Reasons for euthanasia at shelters, rescues and TNR**

Reason for Euthanasia	Cats	Kittens	Dogs	Puppies
Illness/ change in status	88% N=107	82% N=94	79% N=86	75% N=72
Animal behaviour	67% N=82	47% N=57	91% N=99	19% N=18
Lack of space	29% N=35	24% N=28	9% N=10	5% N=5
Affordability of medical treatment	22% N=2	17% N=19	16% N=17	13% N=12

The 232 veterinarians who shared their views were somewhat more likely to say that their clinic did not euthanize cats and dogs for non-medical reasons (56%) than to say that they did (44%). Between 74 and 78 were able to provide the number of cats and dogs, and the proportion of which were juvenile, that were euthanized (Table 20).

**Table 20: Number of cats and dogs euthanized for non-medical reasons and the proportion of which were juveniles in 2011**

	Cats Euthanized		Dogs Euthanized	
	Cats	% kittens	Dogs	Puppies
N	74	78	73	77
Mean	19	1%	14	<1%
Sum	1,381		990	

Cats are slightly more likely to be euthanized for non-medical reasons than dogs: on average, 19 cats were euthanized for non-medical reasons versus 14 dogs in 2011. Of this, 14% of cats were kittens and 0.6% of dogs were puppies. 'Animal behaviour' is the most likely reason for euthanizing on non-medical grounds, accounting for 74% of all mentions related to cats and 78% of all mentions related to dogs. 'Affordability of medical treatment' and then 'lack of space' was also cited with 'lack of space' being almost equal among cats, kittens, dogs and puppies (Table 21).

**Table 21: Reasons for euthanasia at veterinarians**

Reason for Euthanasia	Cats	Kittens	Dogs	Puppies
Unsure	8% N=23	12% N=12	5% N=5	13% N=13
Animal behaviour	74% N=77	7% N=7	78% N=82	15% N=15
Lack of space	22% N=23	28% N=28	29% N=30	17% N=17
Affordability of medical treatment	47% N=49	25% N=25	50% N=52	19% N=19

## EUTHANASIA - CONCLUSION

54% of the organizations that responded to the survey said they euthanized cats while 40% said they did not. The number of cats euthanized is significantly higher than dogs and of cats euthanized approximately 20% of them are kittens. The most common reason for euthanasia of cats in Shelters, Rescues and TNR groups was illness/change in status followed by animal behaviour. Cats are three times more likely than dogs and kittens five times more likely than puppies to be euthanized for space. The veterinarians participating in the survey said that cats are slightly more likely to be euthanized for non-medical reasons than dogs. 88% of cats being euthanized for illness/change in status highlights a possible solution involving the capacity of a shelter particularly regarding the length of stay.



### RECOMMENDATIONS

- Implement best practices in order to reduce euthanasia of cats by developing minimum standards for facilities that reduce length of stay while increasing community capacity to adopt and spay/neuter the animals in the community (Newbury et al, 2010).



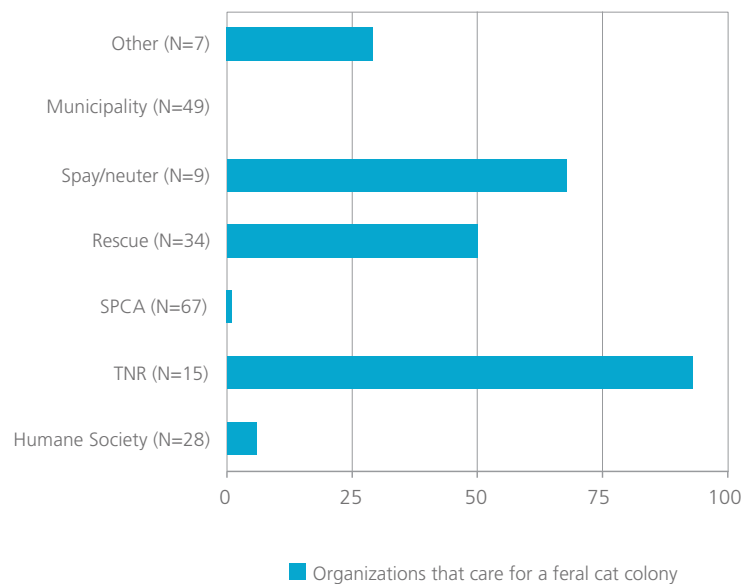
## 4.6 Cats at Large

The following results are in response to questions regarding feral cat management and are based on very limited data from only 41 stakeholders which is not statistically valid and therefore not representative of the feral cat population or the sector. However, the CFHS recognizes the importance of this population of cats and the tools and techniques for managing colonies including trap, neuter, vaccinate, return and where possible adoption and has included it with a comparison to US data that provides an introduction to the issues and concerns.

A **“colony”** is defined as a group of three or more sexually mature animals living and feeding in close proximity to one another. A **managed colony** is controlled by volunteer caretakers, who provide food, water and shelter (Slater, 2007). Feral cat colonies can form anywhere there is a food source, such as in alleyways, vacant lots, abandoned buildings, warehouses, parks and backyards. (Hildreth, Vantassel, & Hygnstrom, 2010)

Only 20% of stakeholders report caring for a feral cat colony. When broken down by organization, TNR groups (93%), spay/neuter groups (67%) and rescues (50%) are the most likely to care for a feral cat colony (Figure 18). 4% of humane societies, and 1% of SPCAs care for feral cats. No municipalities reported caring for a feral cat colony.

**Figure 18:** “Does your organization care for a feral cat colony?” By organization



Respondents report supporting 429 feral cat colonies across the country, with an average of 118 cats and kittens per colony (Table 22). An average of 106 cats and kittens were spayed or neutered (89%) and 19% were kittens. An average of 25 cats and kittens (21% of the population) were removed from the colony in 2011, of which 46% were kittens.



Table 22: Feral cat colony demographics

	# colonies	# cats and kittens	% kittens	# cats and kittens spayed/neutered	% kittens spayed/neutered	# cats and kittens removed from a colony	% kittens removed from a colony
N	39	30	35	35	36	37	37
Mean	11	118	19%	106	19%	25	46%
Sum	429	3,540		3,710		925	

Estimating the population of Canadian feral cats with statistical confidence requires the implementation of an evidence-based approach, possibly even a conservation biology approach that considers population dynamics and modeling. Unfortunately, this approach was not feasible given the restraints of the current project. However, the following American information can help put the Canadian feral population into context.

In 2004 estimates of the number of feral and homeless cats in the United States was 50 million (Levy & Crawford 2004). In a further 2004 study, it was found that free-roaming cats living in a managed colony had a mean of 1.4 litters per year; with most pregnancies occurring in March, April, and May; where 75% of the observed kittens died or disappeared during their first 6 months of age (Nutter, Levine, & Stoskopf, 2004).

Feral cats tend to contribute more to cat overpopulation because they are not sterilized at the same rates as owned cats, and therefore produce unwanted litters. An estimate of the number of kittens born annually to owned and feral cats shows that feral cats produce significantly more kittens per year than owned cats (Table 23).

Table 23: Projected annual contribution of owned versus feral cats to USA cat overpopulation<sup>7</sup>

	Owned Cats	Feral Cats
Percentage female	50%	50%
Sterilization rate	85%	2%
Litters per year	1.5	1.5
Kittens per litter	4.0	4.0
Kittens per cat per year	0.45	2.9
US cat population	73 million	50 million
Kittens born annually	33 million	147 million

<sup>7</sup> Levy & Crawford: 1355

In general, there is greater support for feral cat population control when there is a perceived threat to humans. For example, a study of Texas A&M University employees found that support for feral cat population control was stronger where feral cat colonies existed near human structures, suggesting that the predominant concerns about feral cats were their impact on humans. Most respondents preferred TTVAR (Trap, Test, Vaccinate, Alter and Release) as a method of controlling the population of feral campus cats, but respondents were more likely to prefer no control in rural areas, such as wildlife refuges and national forests. (Ash & Adams, 2003)

In a similar survey conducted in Ohio, of the 703 respondents, almost 42.1% were unaware of TNR programs (Lord, 2008). Of the 184 respondents who reported feeding free-roaming cats, 142 (77.2%) reported never taking them to a clinic for veterinary care. Just as revealing, 34 of the 42 (81%) who reported taking a cat to the veterinarian were cat owners. Lastly, the survey found that cat owners were more likely to support TNR programs, support the use of tax dollars for low-cost spay and neuter clinics, and oppose laws prohibiting cats from roaming freely. The survey also revealed a difference in opinion of urban, suburban, and rural respondents and their beliefs about whether free-roaming cats were a problem: when asked whether free-roaming cats were a problem in their neighbourhoods, urban dwellers had the highest positive response rate (41.7% responded strongly agree or agree), while suburban dwellers had the lowest positive response rate (22.8% responded strongly agree or agree) and rural-dwellers had a middling positive response rate (28.7% strongly agree or agree).

In general, adoption of feral cats is restricted to kittens under the age of five to six months as cats older than this can only be rehomed as barn cats (Kortis et al, 2003). Alley Cat Allies, a well-known TNR advocacy organization, does not encourage attempts to adopt feral cats and urges owners to look past their desire to nurture the cats and leave them outdoors. Although some feral cats were adopted out to homes in Julie Levy et al's Evaluation of the Effect of a Long-Term Trap-Neuter-Return and Adoption Program on a Free-Roaming Cat Population, this is not the usual case.

---

## CATS AT LARGE - CONCLUSION

---

While it is difficult to estimate the Canadian feral cat population it is estimated that feral cats produce more kittens than owned cats. Feral cats are, therefore, thought to be significant contributors to cat overpopulation because of their lower spay/neuter rates and their unwanted litters. It is essential in addressing the negative consequences of cat overpopulation that feral cats and their successful management be closely considered.



### RECOMMENDATIONS

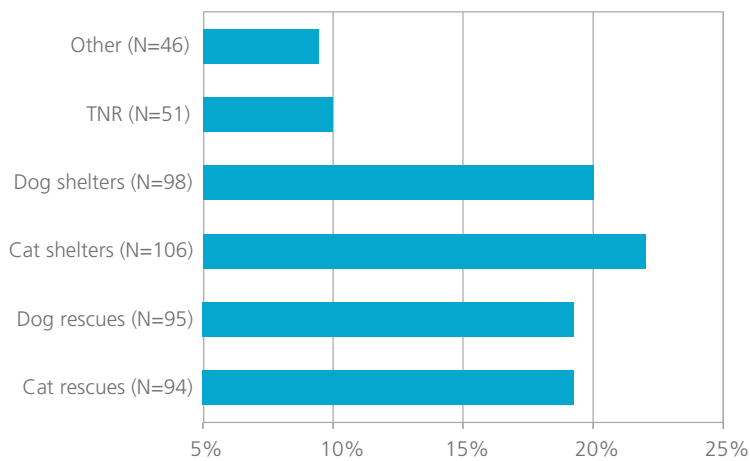
- Conduct projects in known cat populations with an active management protocol.
- Ensure adequate training for individuals involved in the process of trapping and returning.
- Trap-and-removal of stray cats with identification, such as tattoos or licenses, to shelters, SPCAs, or humane societies for reunification with previous home. If none can be found, rehome.
- Trap-and-removal of adoptable homeless and feral cats that can be socialized or who are already well-socialized.
- Trap-neuter-return (TNR) for feral cats with consistent monitoring to remove new strays and spay or neuter new feral cat arrivals.
- Ensure that feeding stray cats is not illegal. If it is illegal, work to remove this clause from bylaws.

# 4.7 Veterinarian Support

Veterinarians, humane societies, SPCAs, rescues, TNR and spay/neuter groups have a critical relationship in maintaining the health and welfare of homeless cats. To better reflect the availability of resources for homeless cats—and dogs as a comparative measure—the survey asked veterinarians to identify which type of services were offered to allied groups.

While responding veterinarians support all stakeholders, the highest-reported group to receive services from veterinarians is cat shelters, with 22% of the respondents indicating that they provide services to them. The second, third, and fourth highest reported are dog shelters (20%), dog rescues (19%), and cat rescues (19%). 10% provide service to TNR groups and 9% provide services to other groups (Figure 19).

**Figure 19:** Veterinarians that responded yes to the question: “Does your clinic provide veterinary service to any of the following groups?”



Overall, veterinarians were more likely to offer spay/neuter surgeries to groups than any other service (Figure 20). Veterinarians, on average, offer a discount of 30% to 41% for treatment (Table 24). The highest discount is offered for spay/neuter surgeries at 42%; an average discount of 39% is offered for vaccinations and an average discount of 30% is offered for medical treatment/testing.

**Figure 20:** Response to questions 124-129, “What services do you provide to these groups?”

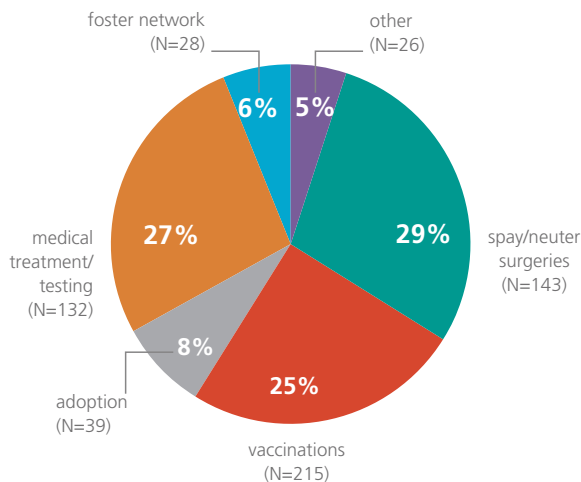
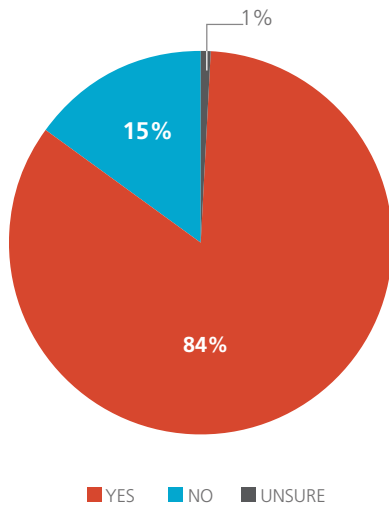


Table 24: How much of a discount, if any, does your clinic provide?				
	Responses		Responses	
	N	Percent	N	Discount
Spay Neuter surgeries	132	34%	114	42%
Vaccinations	100	26%	100	39%
Medical treatment/testing	108	28%	108	30%
Foster network	18	5%	N/A	N/A
Adoption	29	8%	N/A	N/A
Total	387	100%	322	

The majority of cats and dogs that are offered for adoption by a veterinary clinic are spayed or neutered. Out of 67 respondents, 84% spay or neuter the cat or dog before releasing it to their new owner, while 15% of cats or dogs are not spayed or neutered 1% are unsure (Figure 21). Since they personally adopt out these pets and they have the means to perform these surgeries, it is likely that the veterinarians see the benefit of sterilizing the pets before rehoming them. This also indicates that among individuals who are personally involved in the adoption process, spaying and neutering is very important.

**Figure 21:** "Are adopted cats and dogs spayed/neutered by your clinic before they go home with adopters?" (N=67)



## VETERINARIAN SUPPORT - CONCLUSION

When asked about which allied group they support the most, veterinarians indicated they supported cat shelters the most. They indicated that of all the services they could offer, spay/neuter surgeries were the most common and on average they provided a discount of 42% to allied groups. Veterinarians indicated that over 80% of the dogs and cats they adopt are spayed/neutered before going home.



### RECOMMENDATIONS

- Develop provincial mechanisms allowing for greater collaboration between the veterinarian and the wider animal welfare community in accessible spay/neuter campaigns.
- Support and fund subsidized or no-cost spay/neuter initiatives.

# 5. CONCLUSION

Cats are popular in Canada – one in three Canadians owns a cat and more than a third of households include an average of 1.9 cats. Unfortunately, their level of care is not matched by their popularity. Cats are less likely than dogs to receive veterinary care, to have permanent identification, to be reunited with their owner, or to be adopted to a new family if lost or abandoned (Perrin, 2009). Furthermore, cats are twice as likely to be surrendered to shelters and more likely to be euthanized due to long stays and illness.

one overwhelmingly clear recommendation was to ensure that spay/neuter surgeries are affordable and accessible to everyone. 70% of stakeholders cited it as the key to addressing the negative consequences of cat overpopulation. The term accessible spay/neuter is a higher order category that in this case included recommendations for subsidized spay/neuter for those who cannot afford the surgery, affordable spay/neuter for everyone regardless of means, high volume spay/neuter and mandatory spay/neuter referring to both a requirement that all cats be sterilized and that affordable spay/neuter be mandated.

The next most common recommendation was humane education/public education with 34% stakeholders citing it as a good way to deal with cat overpopulation.

For any of these solutions to be successful, humans must be aware of the value of cats, the responsibilities of pet ownership and the importance of humane treatment for all, including cats that have no home. This requires communication and education by animal welfare organizations, humane societies, SPCAs, rescues, shelters and TNR groups which, working together, can change the landscape of cat overpopulation in Canada. Finally, legislation was cited by 25% of respondents as a key tool and TNR was cited by 19% of respondents.

The common goal of all those who care about cats should be to reduce suffering. The negative consequences of cat overpopulation are borne by everyone – it is a community problem. All stakeholders, including the public at large, must assess and act upon what they can accomplish to end overpopulation. This report represents a step forward toward a more complete understanding of cat population in Canada and its challenges and lays out a set of plausible solutions. Future research can refine and improve the methods used here, and the implementation of the report's recommendations will identify promising practices and show how efforts can be further improved. **The Canadian Federation of Humane Societies and its members are committed to continuing this process and working toward a future in which all cats that can be are homed and enjoy humane treatment.**

As the final question in the CFHS multi-stakeholder survey, respondents were asked “In your opinion, what would be the best way to deal with the cat overpopulation problem in Canada?” It was an open ended question with no parameters, therefore representing advice from the stakeholders who deal with the results of cat overpopulation on a daily basis. Very few respondents made only one recommendation, the majority recognized a multifaceted approach was necessary to address the complex issue. However, the





# 6. APPENDIX I – CASE STUDIES

Listed below are several case studies on actual programs that are currently being implemented to help cats across Canada and which may be able to be replicated in other jurisdictions across the country. If you have a program you would like others to learn from please send it to [info@cfhs.ca](mailto:info@cfhs.ca) and we will post it on our website.

- Education and Public Awareness – Halifax, Nova Scotia
- Cat Licensing – Calgary, Alberta
- Cat Licensing – London, Ontario
- Subsidized spay/neuter – Windsor, Ontario
- Accessible spay/neuter – Regina Saskatchewan
- Regent Park Feral and Low Income Spay/Neuter Program – Toronto, Ontario (draft)
- Shelter Management – British Columbia





# 6. APPENDIX I – CASE STUDIES

## Education and Public Awareness - Tuxedo Stan Campaign Halifax, Nova Scotia

**ORGANIZATION:** Spay Day

**CONTACT:** Dr. Hugh Chisholm

**MISSION:** The Tuxedo Stan campaign is currently part of the Spay Day special initiative to address the cat overpopulation in Halifax Regional Municipality (HRM) by assisting students and low-income families to spay/neuter their owned cats.

**DESCRIPTION:** There have been many attempts to deal with cat homelessness in Halifax including a failed bylaw in 2007. Frustrated with the lack success Spay Day decided to create a unique education campaign by running a feline (Tuxedo Stan) for the position of Mayor in the 2012 municipal election. The goal of the program is to increase awareness about spaying and neutering of cats, to educate the public about the importance of Trap, Neuter, Return (TNR) and for the creation of sanctuary/shelter for unadoptable cats.

**AUDIENCE:** Media, general public and key municipal decision makers.

**FUNDING:** Initial start-up costs were provided by private donors (primarily materials such as signage, buttons, brochures etc). The campaign is volunteer-run with no salaries or associated administrative costs. Increasing popularity of the campaign has brought many local in-kind donations. In fact, it has been so popular that the sale of “Tuxedo Stan” merchandise now generates a profit of which 100% is put back into the Spay Day program.

**SUCCESS:** The program now has an international scope with key partner “Hank”, a feline running for Senate in the U.S. Shortly after Hank posted a piece about Stan on Facebook Anderson Cooper endorsed the campaign in a segment on CNN. Overnight media coverage went from local to national to international. People from Italy, Germany, Russia, China and New Caledonia (in the South Pacific) shared support for Stan. On social media Stan has 8,000+ followers, a website and a Twitter feed. To hold politicians accountable to their election campaign promises, Tuxedo Stan created a pledge that commits the signatory to addressing cat overpopulation after the election is over. More than 30 politicians, including two mayoral frontrunners, signed it! This campaign has an additional advantage of engaging and bringing out people who normally wouldn't vote, although technically a feline cannot be voted in as Mayor in Halifax, unlike in Talkeetna, Alaska where Stubbs has served as feline mayor for fifteen years.

**RESOURCES:** The key resource required for this campaign is time. For the individual involved it became a full time job in order to be responsive to media and to keep the campaign content fresh and updated.

**REPLICATION:** Utilize volunteers, especially those who are media savvy to keep things fresh and current. The key to this campaign is the use of humour and communicating an important message while staying avoiding the negative.



# 6. APPENDIX I – CASE STUDIES

## Cat Licensing Program – Animal and Bylaw Service, Calgary, Alberta

**ORGANIZATION:** City of Calgary, Animal and Bylaw Services

**CONTACT:** Greg Steinraths, (Acting Director) or Bill Bruce (Retired)

**DESCRIPTION:** The cat licensing program started in 2007 as an initiative to increase the value of cats to the same level as dogs in Calgary. Licensing is mandatory and those in noncompliance with the law may be fined \$250. The fee for licensing a kitten or altered animal over 6 months is \$15 or \$30 for unaltered animals over 6 months (note the fees for dogs are \$36 and \$58 respectively). The return to owner impound fee is \$40. The city also works with MEOW Foundation and AARCS to place feral cats into the community under supervision of a volunteer. The cats are microchipped with the chip registered to the rescue to facilitate returning the cat if it comes into the shelter. Feral cats are also placed into barn cat programs when appropriate.

**AUDIENCE:** All pet owners.

**SUCCESS:** Since it started the program has seen a 55% compliance rate and a return to owner rate of 50-56% (in 2010 the national average return to owner rate was 3.8%). The live release re-adoption rate is at 80%. The program has an online lost cat app in which you can report missing cats, search for your cat or view animals available for adoption. For more statistics visit <http://calgary.ca/animalservices>.

**FUNDING:** The program generates \$800,000 annually from cat licensing compared to 4.4 million for dogs. The city is required to hold cats for 4 days if they have no ID and 10 days if they have ID. After that, the animal becomes City property and can be adopted. Adoption fee is \$150 (spay/neuter, vaccinations, microchip, vet check and 6 month license). All required dental work or surgeries are completed prior to adoption and included in the cost.

**PARTNERS:** Meow Foundation, Alberta Animal Rescue Crew, Animal Rescue Foundation, Calgary Humane Society, Kennel Club, Cat Fanciers, veterinarians, training community—only certified trainers. Shortly the program will be open to retailers that don't sell pets.

**RESOURCES:** Two years of marketing and education to the public were needed elevate the issues cats faced in the community and how the program would help more cats.

**REPLICATION:** This is a six step process – identify the issues and engage the public, engage stakeholders, build a program that will work (i.e. people worried about using collars, so use microchips/tattoos instead), good education program, enforcement to support compliance where education has not been successful, measure and report back benefits. One key piece missing that applies to all licensing, not just cats, is creating value of the license otherwise it is just another tax. License revenues need to be re invested back into animals in the community and shared with partnering not for profit partners. The license is the ticket home that also funds many great initiatives for animals (free low income spay and neuter programs, education, staff to support responsible pet owners etc.)



# 6. APPENDIX I – CASE STUDIES

## Cat Licensing Program - Animal Care Centre London, ON

**ORGANIZATION:** Animal Care Centre

**CONTACT:** Kent Lattanzio

**MISSION:** The Animal Care Centre is contracted by City of London to provide bylaw services for the municipality including sheltering stray cats and dogs and licensing of cats and dogs.

**DESCRIPTION:** In the City of London it is mandatory to license all cats and dogs. Licensing is used to educate owners about responsible pet ownership, to enforce by-laws, and to reduce cat homelessness by increasing the return to owner rate of stray cats. Each license has a traceable number back to the owner. To facilitate ease of use, licenses can be renewed through the mail, online or in person.

**AUDIENCE:** Cat owners (also administers all dog licenses for the city).

**FUNDING:** Funding generated from the licensing program (both cats and dogs) goes to the City of London to offset the animal control budget and to fund animal welfare initiatives.

**COST:** Licensing for a sterilized cat is \$20 compared to \$35 for an intact cat.

**SUCCESS AND LEARNING:** The City of London has the highest number of licensed animals compared to other municipalities in Ontario. One difference between this program and the city of Calgary is that Calgary has a significant fine for not paying for your license. If you don't pay the fines in Calgary an arrest warrant may be issued. Calgary has legislation that backs their enforcement initiatives. In Ontario, the only punitive action for unpaid fines is submitting the name to a collection agency; therefore there is a limited mechanism for enforcement.

**STATISTICS:** Of the 13 000 licensed cats, 27 000 licensed dogs they lose about 20% to attrition each year. There is a constant need to educate and enforce to maintain licenses database.

**RESOURCES:** A mandatory cat licensing by-law requires administrative support (inputting of data, reminder notices, etc) and compliance and enforcement support (animal control officer). Depending on the size of the city this could require several personnel.

**REPLICATION:** Keep the program in-house in order to accurately maintain records. Many people aren't educated about licensing a cat and will resist for financial reasons. A licensing program must be combined with an education program. It is imperative those interested in replicating the program have a well-trained, uniformed animal control officer speaking with the public.



# 6. APPENDIX I – CASE STUDIES

## Subsidized Spay/Neuter Windsor, ON

**ORGANIZATION:** City of Windsor

**CONTACT:** Sandra Bradt

**DESCRIPTION:** 1000 spay/neuter vouchers were issued to 500 feral cat care providers and 500 low-income families: Windsor residents, 18 and over, who fell below certain income criteria or provided care to feral cats were eligible to apply. The vouchers were redeemable at seven animal hospitals and the Windsor Essex County Humane Society. Vouchers were allocated on a first come, first served basis subject to availability and eligibility (see chart below). The goals of the program are to increase spay/neuter rates for cats, collect more standardized data and demographic data on who spays and neuters their animals.

**AUDIENCE:** low-income families/individuals or those who cared for feral cats in the municipality of Windsor (261,473 2006 census).

**Table 1: Voucher allocations<sup>7</sup>**

Voucher Type	Eligibility	Maximum No. of Vouchers	Value of Each Voucher	Expiration of Voucher
<b>Owned Cat</b>	Windsor Resident Over 18 Household Income below threshold	2 per household	\$75 (includes HST)	2 months after date of issue
<b>Feral Cat</b>	Windsor Resident Over 18	4 per household	\$75 (includes HST)	2 months after date of issue



© Angie Chauvin Photography

**FUNDING:** Windsor City Council allocated \$75,000 funding in the 2012 budget to provide 1000 spay/neuter vouchers to qualifying individuals. The vouchers were valued at \$75 each (HST included). The average cost to spay/neuter a cat in Ontario as recommended by the Ontario Veterinary Medical Association is \$495/\$370 respectively.

**SUCCESS:** The feral cat vouchers were claimed within 24 hours and the cat owner vouchers within a week. The Windsor Humane Society opened a high-volume spay/neuter program (\$75/surgery) and the bulk of the vouchers were redeemed there. The anticipation is that all of the owned-cat vouchers will be used but not all of the feral cat vouchers will be used. Exact statistics will be available at the end of 2012. Of the 1000 vouchers issued, to date 663 were redeemed of which 336 were owned-cat vouchers and 327 were feral cat vouchers.

<sup>7</sup> "Spay/Neuter Voucher Program for Cats," The City of Windsor, 3 Jul. 2012 <<http://www.citywindsor.ca/cityhall/licensingandregistration/Animals/Pages/Spay-Neuter-Voucher-Program-for-Cats.aspx>>.



# 6. APPENDIX I – CASE STUDIES

**REPLICATION:** This program is not highly labour-intensive, however, it does have dedicated staff (not full-time). The program was publicized using earned media and social media outlets. It is believed that feral cat vouchers went so quickly because those involved in this work have a good communication network. Key partners in the program were the Windsor Humane Society and rescue organizations who spread the word about the program, local veterinarians who accepted the vouchers, City Council and individuals in the community.

**LEARNINGS:** There are regulations under the College of Veterinarians of Ontario that prohibit business being directed or steered to one service provider or another. The CVO recommended that the all veterinarians be involved in the program. Communication with provincial veterinary college/regulatory body is highly recommended. The Windsor program issued vouchers in June, with an expiry date of 60 days from issue. In the future, a longer expiration period would be recommended.



# 6. APPENDIX I – CASE STUDIES

## Subsidized Spay/Neuter Program Regina, Saskatchewan

**ORGANIZATION:** Regina Humane Society (RHS)

**CONTACT:** Lisa Koch

**DESCRIPTION:** In April 2011 Regina Humane Society launched its Mobile Spay and Neuter clinic and Spay Neuter Program providing subsidized pet spay and neuter surgeries to financially disadvantaged households and community animal rescue organizations through a partnership with the City of Regina.

The objectives of the Program include: decrease sterilization costs with particular emphasis on animals living in low-income households and RHS adoptable animals; increase sterilization numbers with particular emphasis on low-income households; decrease animal numbers at the RHS by reducing incoming animals and increasing adoptions. To qualify for the Low Income Spay/Neuter Program, participants must be a resident of the City of Regina, be 18 years of age or older, be the owner or keeper of the pet being spayed or neutered and be able to offer proof of being eligible for social assistance or of falling into specified family income or charitable animal rescue categories. The sterilization surgery and related medical/identification procedures are either fully subsidized (no cost) or partially subsidized (low cost \$60) under two income qualifying levels to the program. Each animal sterilized under the program is also tattooed, micro-chipped and leaves with a license, not only ensuring fewer unwanted litters but also that more animals can be quickly and safely returned to their owners.

**AUDIENCE:** financially disadvantaged households and community animal rescue organizations

**FUNDING:** In 2010, the Regina Humane Society approached the City of Regina to support a Spay/Neuter Program that would take the service to the problem. Targeted subsidized spay/neuter services had proven to reduce shelter intake making spay/neuter incredibly cost effective. The City of Regina agreed to direct \$147,300 to the RHS (the same funding provided under the former City Spay and Neuter Program) to provide sterilization procedures for dogs and cats owned by qualifying low income households or cared for by registered charity animal rescue organizations.

**SUCCESS:** Community support has been strong and awareness continues to grow. The clinic's presence at RHS education and outreach efforts continue to cultivate trust between the RHS and targeted communities with the highest incidence of animal welfare issues. Animal Protection officers report a significant improvement in the way they are received in the communities as a result of programming efforts. The clinic has also promoted the importance of spaying and neutering as part of responsible pet care at community events. The Society's 522-SPAY line rings daily and applications for spay/neuter surgeries flood into the shelter with more surgeries booked well into the coming months.

**RESOURCES:** RHS Director of Veterinary Care, supported by the RHS veterinary team comprised of a .6 time assistant veterinarian and 4 veterinary technicians, operates under the regulations and practice standards of care set by the Saskatchewan Veterinary Medical Association. In addition to the surgical procedures provided, the RHS assists low income animal owners with application completion, income verification and scheduling a sterilization procedure for their animal(s); assists with transportation/delivery of animals for sterilization, provides animal owners with information about sterilizing the Animal and pre-surgery and post-surgery care; arranges to have animals transported and treated at the 24 Hr. Animal Care Centre at the expense of the RHS for any after hour surgical complications. The RHS Veterinary team is also responsible for all aspects regarding the management and day to day operations of the hospital within the Regina Humane Society in caring for all animals admitted into the animal shelter. The RHS meets with representatives from the Regina Association of Veterinarians (RAV) to discuss areas of potential conflict and explore areas of mutual opportunity. All adopters from the RHS are strongly encouraged to continue their new pet's veterinary care with their choice of city veterinarian through RAV brochures provided with each adoption. Working



# 6. APPENDIX I – CASE STUDIES

with the RAV, the Society has also established a referral program to support this initiative.

**RESULTS:** In the RHS original proposal to the City, 2008 statistics cited that a record 5,115 homeless dogs and cats entered the RHS (Shelter and Impound), and 2,166 animals, many which were healthy and adoptable, were euthanized. In the first year of operating the Low Income Spay Neuter Program, the number of homeless dogs and cats entering the shelter decreased by 14 per cent to 4,402. Over the same period, the number of animals euthanized decreased by 18 per cent while the number of dogs and cats adopted increased 12 per cent and the momentum is continuing. At the culmination of the first full year of the program RHS live release rates had risen from 60% in April 2011 to 73% in April 2012. To date in 2012, the Society is continuing to experience its highest live release rates. These are just the numbers. What is immeasurable is the incredible difference this service has made to hundreds of pet owners who were given the opportunity to be a part of the solution to end the practice of pet euthanasia as a means to control pet overpopulation in the Regina community.

**LEARNINGS:** At the RHS's current, a mobile clinic was selected because the infrastructure to support a clinic did not exist, it would support outreach efforts of the Spay and Neuter clinic in areas with the highest incidence of animal welfare issues and could be used to support off-site adoption events and other programming. Although the clinic has been utilized in outreach programming, spay and neuter efforts of the clinic remain on-site as the high response and participation in the program has made it unnecessary to travel to the targeted areas. The RHS is in the process of developing a new animal community centre facility with on-site clinic for the City of Regina. The RHS researched and designed targeted Spay Neuter Program promotional materials and budgeted to support a promotional campaign. None of the budgeted amounts were utilized and no advertising has been completed as word of mouth, communication with local rescues, social services and RHS field officers has resulted in overwhelming response and continuous participation in the program. Spay and Neuter numbers have been limited by capacity. Funding is not available to staff spay/neuter surgeries seven days a week. The clinic is currently not utilized on weekends. The RHS is seeking funding opportunities to staff the clinic on weekends through participation with external veterinarians/vet techs as locum. Director of Veterinary Care must maintain shelter animal health in addition to role in performing spay and neuter surgeries. Since RHS is municipal impound facility, this role detracts from surgery time particularly in peak months

**REPLICATION:** Partnership. Partnership. Partnership. The Society continues to meet with Regina Association of Veterinarians to discuss opportunities to collaborate and support lifelong veterinary care. Partnering with the City of Regina, Regina pet retailers (all are RHS satellite adoption facilities) and Regina animal rescues to address animal welfare issues as a community has contributed to the success of the program.



# 6. APPENDIX I – CASE STUDIES

## Regent Park Feral and Low Income Spay/Neuter Program Toronto, Ontario

**ORGANIZATION:** Toronto Feral Cat Coalition

**CONTACT:** Dr. Johanna Booth

**DESCRIPTION:** The Toronto Feral Cat Coalition is a coalition of 9 Toronto area TNR stakeholders. The program targets all free-roaming cats in low income families in the Regent Park area of Toronto which is notorious for kitten litters and dumped cats, as well as an area with a higher than average rate of intact free roaming cats. This program uses a community awareness campaign to inform residents of TNR project and trapping dates. They use volunteers to trap and transport cats to clinics and for the most part volunteers Veterinarians and Vet Techs to perform the surgeries.

**TARGET AUDIENCE:** Low income families and those who manage feral cat colonies.

**FUNDING AND COSTS:** The program is funded through a grant from PetSmart Charities. In order to make the funds stretch as far as possible the program is staffed almost exclusively by volunteers. Currently the only paid position is a veterinary tech, all of the other veterinary services are provided by volunteers.

**PROGRAM SUCCESS:** There are an estimated 500 free roaming cats in Regent Park and 250 have already been spayed/neutered. The program now has the funding to spay/neuter the remaining 250 cats. Dramatic decreases have already been seen in the number of kittens born in feral colonies and there has been a very appreciative and positive response from the residents of Regent Park.



© Ek Park

**RESOURCES:** The program has a network of volunteers and assistance from other coalition organizations. Key positions include 2 volunteer veterinarians that attend all clinics as well as various coordinators for community outreach, bookings/record keeping, and email correspondence. The PetSmart funds are used for veterinary supplies/materials.

**RECOMMENDATIONS FOR REPLICATION:** Form a coalition of invested stakeholders and create a dynamic volunteer program. Apply for large grant opportunities such as the PetSmart grant. Create an awareness campaign using volunteers to canvass door-to-door to break down barriers and encourage program participation.



© Ek Park



# 6. APPENDIX I – CASE STUDIES

## Capacity for Care Vancouver, British Columbia

**ORGANIZATION:** BC SPCA Vancouver Branch

**CONTACT NAME:** Kim Monteith

**DESCRIPTION:** Capacity for care (C4C) is a management model that helps shelters humanely care for all of the animals in their facility. It creates the conditions necessary to provide the Five Freedoms, as outlined in the Association of Shelter Veterinarians' Guidelines for Standards of Care in Animal Shelters (available at: [www.sheltervet.org/standards](http://www.sheltervet.org/standards)). It not only improves the welfare of individual animals, but generally results in lower incidence of illness, dramatically higher adoption rates, and lower lengths of stay. In practice, C4C requires daily population management, assessing and managing the needs of each animal, ensuring animal flow-through is occurring as planned, and knowing the shelter's capacity number well, so you don't go over it. Providing the 5 Freedoms becomes impossible when a shelter is over capacity.



This photo shows an over-crowded communal environment  
© BC SPCA

**AUDIENCE:** shelter staff, volunteers, owners surrendering, finders of strays

**CAPACITY FOR CARE MODEL:** Under the C4C model, a shelter's capacity relates to a variety of critical factors other than physical space; it determines how many animals can be provided adequate care and requires discipline to stay within this ceiling. C4C is based on incoming and current populations, individual animal needs, human resources (staffing, volunteers), training, physical capacity and design, and other factors. Dr. Kate Hurley from the UC Davis Koret Shelter Medicine Program provided various calculations in order to facilitate BC SPCA's capacity-setting exercise as they piloted the model at their Vancouver Community Animal Centre. BCSPCA calculated their "adoption-driven capacity" to determine the average number of daily adoptions at this shelter. Based on the average daily adoptions, they determined how many cats and kittens they could: humanely care for, have available for adoption, and have on their way to adoption. As recommended by Dr. Hurley, they set their physical capacity at 80% of this figure in order to allow for fluctuations in intake above this figure.

In our Vancouver Community Animal Centre, like any many other shelters, the general approach had been to take in many cats & kittens, expand rooms so there were several communals along with individual housing. Physical space never seemed to be the issue; however the isolation was always full. When a cat sneezed s/he was removed to isolation to prevent other cats from getting sick. Trying to decrease the number of cats in isolation to make room for new entrants meant staff were constantly trying to find foster homes for the sick cats. When the room filled up and there were no homes they were forced to make some hard decisions. Preventing the cats from getting sick became one of the biggest goals. There never seemed to be a good way to prevent cats from getting sick until they implemented Capacity for Care. Facility managers first implemented substantial changes to previous management protocols for sick animals by implementing new intake and cleaning procedures and eliminating the "One sneeze" policy (if a cat in adoptions sneezed once it was moved to URI isolation), Post Upper Respiratory Disease Adoption (PURDA) rooms and separate housing area for surrenders and strays (unless highly stressed). They also implemented disciplined protocols to ensure they: never over-crowded cat rooms; decreased the number of different rooms cats

## 6. APPENDIX I – CASE STUDIES

were kept in (pockets); housed stray cats in the adoption room; asked relinquishers/finders of stray cats to hold them if possible until capacity became available.

**FUNDING/COST:** No additional funding was necessary to initiate the program as all operational changes were addressed within existing budgets and, in fact, cost savings were realized as a result of less overtime needed and a reduced reliance on medication and veterinary visits. Modifying cat cages to provide additional space will incur additional one-time costs when implemented in a future phase.

**SUCCESS:** The incidence of upper respiratory disease did not increase when sneezing cats were allowed to remain (singly housed) within the general adoption area. The number of cats in the isolation ward went from 12- 16 (maximum allowable) at any given time to an estimated 10-15 for the entire year. Adoptions increased; length of stay decreased. There was an increased opportunity to transfer cats & kittens into our shelter from other BC SPCA Branches. Human welfare also increased. For example, Animal Care Attendant hours (for cat care) changed from 6am-2pm to 8am-4pm due to a reduction in time necessary to prepare for adoption viewing. Importantly, with the change in scheduling, staff had more time to spend with volunteers and members of the public during peak hours to facilitate adoptions. Prior to piloting this program, the isolation room was almost always at or slightly over capacity and health techs were responsible for cleaning cages. When the numbers decreased, health techs were able to spend more time working with individual animals and assisting adopters and foster families. Anecdotally, improvements were also seen immediately in the adoption of stray cats who were normally kept out of public view and staff morale increased.

**RESOURCES:** The main resource needed to complete the implementation of C4C was the commitment by staff and the Manager to stay within capacity. Staff and volunteers also require the knowledge and understanding of what C4C is so they can explain it to the public. Time must be given to daily population management; it can't be left and then someone says "I didn't have time." You need to make time and prioritize your population management. One way to help manage population is to keep good records of your inventory and flow through – software for tracking animal management is key.

**KEY PARTNERS:** There were no formal partners in this project. BC SPCA participated in two workshops delivered by Dr. Kate Hurley and used resources offered through the UC Davis Koret Shelter Medicine Program. Internal organization support for implementation and monitoring of progress from Senior Managers was important for success in this pilot.

**LEARNINGS:** The ability of a manager to provide ongoing management of the system, including knowing the shelter capacity and staying within it, is essential. Sometimes staff were too excited and admitted too many cats when they saw an increase in adoptions. The key is to retrain staff and volunteers to understand the difference between physical capacity and flow-through capacity. It was also challenging to overcome the prevailing misperception that the shelter was not being as helpful to homeless cats when not every cage was occupied at all times. However, when everyone sees the improvements in the health and welfare of the cats in care and the resultant increase in adoptions and decreased length of stay, they felt more confident that the new model was helping more animals. At first it was also difficult to tell relinquishers that they were at capacity and some were upset; however once the shelter had implemented the program and was at its new capacity, it has never been a problem and in fact, they are often looking for cats & kittens to transfer in or calling fosters to bring cats back due to the greatly increased flow-through. Currently the shelter is modifying the cat cages to make them larger so cats will have a greater living space; this is one area that will further improve our capacity for care.

**REPLICATION:** Contributors to success include the manager's understanding and desire to improve care of cats and kittens in shelter, constant management of program, staff and Board support and willingness to try something new. It is important to clearly communicate all changes to staff and volunteers in regular updates and briefings. BC SPCA highly recommends the C4C program to other shelters and would encourage those interested to view Dr. Kate Hurley's presentation prior to making any changes, and to consult the Association of Shelter Veterinarians' Guidelines for Standards of Care in Animal Shelters (available at: [www.sheltervet.org/standards](http://www.sheltervet.org/standards)).

# 7. APPENDIX II-PROVINCIAL TABLES

In each case, respondents were categorized by province however, there was not sufficient data in each province to do a full analysis. Therefore, what follows is a select data set for each province should readers' wishes to look at specific provinces. The N value represents the number of respondents in each case and provides the context when responses may not be representative of the province.

<b>BRITISH COLUMBIA</b>	<b>British Columbia Respondents</b>		<b>N</b>	
	Humane Societies		0	
	SPCAs		37	
	TNR		4	
	Municipalities		4	
	Veterinarians		12	
	Rescue		11	
	Spay/Neuter Group		0	
	Other		0	
	TOTAL		68	
	<b>British Columbia Intake Data - Cats</b>		<b>N</b>	<b>TOTAL</b>
	Total Intakes (Q39)		52	21,589
	% of Kittens		53	44%
	# of total owner surrendered		9	7,529
	# of total stray/public surrendered		50	10,764
	Reclaimed by owner (Q81)		52	1,092
	Adopted (Q73)		50	12,256
	Euthanized (Q102)		44	4,684
	<b>Net new number of cats without a home</b> (Intake–Reclaimed–Adopted–Euthanized=cats without homes)			3,557
	<b>British Columbia Shelter Capacity</b>		<b>N</b>	<b>TOTAL</b>
	% of Capacity in 2011		17	81%
	% of Capacity in 2012 (6 months into the year)		18	68%
	<b>British Columbia Intake Data - Dogs</b>		<b>N</b>	<b>TOTAL</b>
	Total Intake of Dogs (Q41)		43	12,938
	% puppies		42	20%
	# of total owner surrendered		42	4,031
	# of total stray/public surrendered		3	5,817
	Reclaimed by owner (Q81)		42	4,699
	Reclaimed by owner (Q81)		43	5,344
	Euthanized (Q102)		42	1,027
	<b>Net new number of dogs without a home</b> (Intake–Reclaimed–Adopted–Euthanized=dogs without homes)		40	1,868
	<b>British Columbia Spay/Neuter Data</b>		<b>N</b>	<b>TOTAL</b>
	# of total of owner surrendered Cats that were spayed/neutered		9	127
# of total Public/Stray Surrendered Cats that were spayed/neutered		9	79	
# of total owner surrendered Dogs that were spayed/neutered		3	3	
# of total stray/public surrendered Dogs that were spayed/neutered		3	0	
# of stakeholders that spay/neuter		56	100%	
Total number s/n while in care (Q90) Cats		13	1,885	
Total number s/n while in care (Q90) Dogs		5	168	



# 7. APPENDIX II-PROVINCIAL TABLES

## (BRITISH COLUMBIA)

### Top Three First Ranked Reasons for Surrendering Cats

1. Too Much Time or Responsibility 62%
2. Housing including moving or landlord strata issues 16%
3. Financial Reasons 12%

### Euthanasia

Of the stakeholders that responded, 82% euthanize cats and dogs. The top reason for euthanasia for cats (50%) and kittens (51%) was illness/change in status. This was followed closely by animal behaviour at 44% for cats and 44% for kittens.

### Feral Cat Management

20% of respondents are managing a feral cat colony with 95 colonies sited as under management averaging 226 cats per colony and 1370 were spayed or neutered.

# 7. APPENDIX II-PROVINCIAL TABLES

## ALBERTA

Alberta Respondents		N	
Humane Societies		6	
SPCAs		2	
TNR		0	
Municipalities		5	
Veterinarians		46	
Rescue		4	
Spay/Neuter Group		0	
Other		0	
TOTAL		63	
Alberta Intake Data - Cats		N	TOTAL
Total Intakes (Q39)		14	22,952
% of Kittens		14	39%
# of total owner surrendered		12	4,486
# of total stray/public surrendered		15	13,549
Reclaimed by owner (Q81)		14	1,543
Adopted (Q73)		14	9,714
Euthanized (Q102)		9	7,338
<b>Net new number of cats without a home</b> (Intake–Reclaimed–Adopted–Euthanized=cats without homes)			4,357
Alberta Shelter Capacity		N	TOTAL
% of Capacity in 2011		15	91%
% of Capacity in 2012 (6 months into the year)		15	84%
Alberta Intake Data - Dogs		N	TOTAL
Total Intake of Dogs (Q41)		12	16,653
% puppies		11	17%
# of total owner surrendered		9	2,693
# of total stray/public surrendered		12	10,206
Reclaimed by owner (Q81)		11	5,576
Adopted out (Q73)		11	4,939
Euthanized (Q102)		9	1,979
<b>Net new number of dogs without a home</b> (Intake–Reclaimed–Adopted–Euthanized=dogs without homes)			4,159
Alberta Spay/Neuter Data		N	TOTAL
# of total of owner surrendered Cats that were spayed & neutered		6	326
# of total Public/Stray Surrendered Cats		4	3
# of total owner surrendered Dogs		5	257
# of total stray/public surrendered Dogs		3	25
# of stakeholders that spay/neuter		16	88%
Total number s/n while in care (Q90) Cats		9	7,161
Total number s/n while in care (Q90) Dogs		6	3,158

# 7. APPENDIX II-PROVINCIAL TABLES

## (ALBERTA)

### **Top Three First Ranked Reasons for Surrendering Cats**

1. Housing (including moving or landlord issues) – 47%
2. Animal behaviour – 20%
3. Too much time or responsibility/Owner health – 13%

### **Euthanasia**

Of the stakeholders that responded, 69% euthanize cats and dogs. The top reason for euthanizing cats and kittens is illness/change of status with 37% of cats and 44% of kittens being euthanized for this reason.

### **Feral Cat Management**

No respondents in the province reported that they were managing a feral cat colony.

# 7. APPENDIX II-PROVINCIAL TABLES

## SASKATCHEWAN

Saskatchewan Respondents		N	
Humane Societies		3	
SPCAs		4	
TNR		0	
Municipalities		0	
Veterinarians		32	
Rescue		2	
Spay/Neuter Group		0	
Other		0	
TOTAL		41	
Saskatchewan Intake Data - Cats		N	TOTAL
Total Intakes (Q39)		8	6,217
% of Kittens		6	45%
# of total owner surrendered		8	1,570
# of total stray/public surrendered		8	4,480
Reclaimed by owner (Q81)		8	322
Adopted (Q73)		8	2,442
Euthanized (Q102)		5	3,166
<b>Net new number of cats without a home</b> (Intake–Reclaimed–Adopted–Euthanized=cats without homes)			287
Saskatchewan Shelter Capacity		N	TOTAL
% of Capacity in 2011		7	99%
% of Capacity in 2012 (6 months into the year)		7	89%
Saskatchewan Intake Data - Dogs		N	TOTAL
Total Intake of Dogs (Q41)		6	4,076
% puppies		4	28%
# of total owner surrendered		6	1,119
# of total stray/public surrendered		6	2,842
Reclaimed by owner (Q81)		6	1,306
Adopted out (Q73)		6	1,601
Euthanized (Q102)		4	1,028
<b>Net new number of dogs without a home</b> (Intake–Reclaimed–Adopted–Euthanized=dogs without homes)			141
Saskatchewan Spay/Neuter Data		N	TOTAL
# of total of owner surrendered Cats		17	17
# of total Public/Stray Surrendered Cats		4	28
# of total owner surrendered Dogs		17	17
# of total stray/public surrendered Dogs		2	26
# of stakeholders that spay/neuter		9	89%
Total number s/n while in care (Q90) Cats		5	2,472
Total number s/n while in care (Q90) Dogs		3	1,517

# 7. APPENDIX II-PROVINCIAL TABLES

## (SASKATCHEWAN)

### Top Three First Ranked Reasons for Surrendering Cats

1. Housing (including moving or landlord issues) – 67%
2. Too much time responsibility and Owner health – 17%
3. N/A

### Euthanasia

Of the stakeholders that responded, 56% euthanize cats and dogs. The top reason for euthanizing cats and kittens is due to illness/change in status. The averages are 50% for cats and 57% for kittens.

### Feral Cat Management

22% of respondents are managing a feral cat colony with 9 colonies cited as under management averaging 7 cats per colony and 27 were spayed or neutered.



# 7. APPENDIX II-PROVINCIAL TABLES

## MANITOBA

Manitoba Respondents		N	
Humane Societies		3	
SPCAs		1	
TNR		2	
Municipalities		17	
Veterinarians		11	
Rescue		3	
Spay/Neuter Group		1	
Other		1	
<b>TOTAL</b>		<b>39</b>	
Manitoba Intake Data - Cats		N	TOTAL
Total Intakes (Q39)		10	13,509
% of Kittens		10	34%
# of total owner surrendered		8	3,603
# of total stray/public surrendered		9	10,491
Reclaimed by owner (Q81)		9	1,344
Adopted (Q73)		8	5,425
Euthanized (Q102)		9	4,623
<b>Net new number of cats without a home</b> (Intake–Reclaimed–Adopted–Euthanized=cats without homes)			2,117
Manitoba Shelter Capacity		N	TOTAL
% of Capacity in 2011		11	84%
% of Capacity in 2012 (6 months into the year)		11	80%
Manitoba Intake Data - Dogs		N	TOTAL
Total Intake of Dogs (Q41)		8	4,323
% puppies		7	29%
# of total owner surrendered		6	1,209
# of total stray/public surrendered		6	3,043
Reclaimed by owner (Q81)		6	1,022
Adopted out (Q73)		6	2,529
Euthanized (Q102)		7	538
<b>Net new number of dogs without a home</b> (Intake–Reclaimed–Adopted–Euthanized=dogs without homes)			234
Manitoba Spay/Neuter Data		N	TOTAL
# of total of owner surrendered Cats		8	22
# of total Public/Stray Surrendered Cats		8	513
# of total owner surrendered Dogs		5	8
# of total stray/public surrendered Dogs		5	307
# of stakeholders that spay/neuter		25	44%
Total number s/n while in care (Q90) Cats		7	4,770
Total number s/n while in care (Q90) Dogs		5	1,531

# 7. APPENDIX II-PROVINCIAL TABLES

## (MANITOBA)

### **Top Three First Ranked Reasons for Surrendering Cats**

1. Housing (including moving or landlord issues) – 40%
2. Animal behaviour and Other - 20%
3. Financial reason and Owner health – 10%

### **Euthanasia**

Of the stakeholders that responded, 39% euthanize cats and dogs. The top reason for euthanizing cats (50%) and kittens (46%) was illness/change in status.

### **Feral Cat Management**

Of the responding organizations 12% are managing a feral cat colony with 24 colonies cited as under management averaging 173 cats per colony and 335 reported as spayed and neutered in 2011.

# 7. APPENDIX II-PROVINCIAL TABLES

## ONTARIO

Ontario Respondents		N	
Humane Societies		13	
SPCAs		1	
TNR		1	
Municipalities		13	
Veterinarians		32	
Rescue		9	
Spay/Neuter Group		4	
Other		2	
<b>TOTAL</b>		<b>75</b>	
Ontario Intake Data - Cats		N	TOTAL
Total Intakes (Q39)		32	36,247
% of Kittens		32	39%
# of total owner surrendered		30	7,051
# of total stray/public surrendered		29	23,992
Reclaimed by owner (Q81)		31	1,950
Adopted (Q73)		29	13,147
Euthanized (Q102)		21	18,603
<b>Net new number of cats without a home</b> (Intake–Reclaimed–Adopted–Euthanized=cats without homes)			2,547
Ontario Shelter Capacity		N	TOTAL
% of Capacity in 2011		34	89%
% of Capacity in 2012 (6 months into the year)		34	92%
Ontario Intake Data - Dogs		N	TOTAL
Total Intake of Dogs (Q41)		24	11,073
% puppies		21	9%
# of total owner surrendered		23	2,754
# of total stray/public surrendered		23	7,090
Reclaimed by owner (Q81)		21	4,483
Adopted out (Q73)		20	4,655
Euthanized (Q102)		19	1,676
<b>Net new number of dogs without a home</b> (Intake–Reclaimed–Adopted–Euthanized=dogs without homes)			259
Ontario Spay/Neuter Data		N	TOTAL
# of total of owner surrendered Cats		21	1,640
# of total Public/Stray Surrendered Cats		23	2,066
# of total owner surrendered Dogs		15	982
# of total stray/public surrendered Dogs		14	1,270
# of stakeholders that spay/neuter		40	83%
Total number s/n while in care (Q90) Cats		28	10,275
Total number s/n while in care (Q90) Dogs		16	2,422

# 7. APPENDIX II-PROVINCIAL TABLES

## (ONTARIO)

### **Top Three First Ranked Reasons for Surrendering Cats**

1. Housing (including moving or landlord issues) – 31%
2. Owner health - 27%
3. Animal behaviour - 23%

### **Euthanasia**

Of the stakeholders that responded, 54% euthanize cats and dogs. The top reason for euthanizing cats (39%) and kittens (47%) was illness/change in status.

### **Feral Cat Management**

Of the respondents 38% are managing a feral cat colony with 168 colonies cited as under management averaging 108 cats per colony and 909 that were spayed or neutered in 2011.

# 7. APPENDIX II-PROVINCIAL TABLES

## QUEBEC

Quebec Respondents	N	
Humane Societies	4	
SPCAs	3	
TNR	2	
Municipalities	3	
Veterinarians	60	
Rescue	5	
Spay/Neuter Group	1	
Other	2	
<b>TOTAL</b>	<b>80</b>	
Quebec Intake Data - Cats	N	TOTAL
Total Intakes (Q39)	12	30,311
% of Kittens	11	39%
# of total owner surrendered	10	3,432
# of total stray/public surrendered	10	10,773
Reclaimed by owner (Q81)	15	491
Adopted (Q73)	15	7,888
Euthanized (Q102)	7	15,754
<b>Net new number of cats without a home</b> (Intake–Reclaimed–Adopted–Euthanized=cats without homes)		6,178
Quebec Shelter Capacity	N	TOTAL
% of Capacity in 2011	14	92%
% of Capacity in 2012 (6 months into the year)	14	91%
Quebec Intake Data - Dogs	N	TOTAL
Total Intake of Dogs (Q41)	9	14,053
% puppies	6	26%
# of total owner surrendered	5	3,235
# of total stray/public surrendered	6	3,782
Reclaimed by owner (Q81)	8	2,366
Adopted out (Q73)	9	4,387
Euthanized (Q102)	5	2,673
<b>Net new number of dogs without a home</b> (Intake–Reclaimed–Adopted–Euthanized=dogs without homes)		4,627
Quebec Spay/Neuter Data	N	TOTAL
# of total of owner surrendered Cats	6	232
# of total Public/Stray Surrendered Cats	6	437
# of total owner surrendered Dogs	3	510
# of total stray/public surrendered Dogs	1	0
# of stakeholders that spay/neuter	18	83%
Total number s/n while in care (Q90) Cats	12	6,653
Total number s/n while in care (Q90) Dogs	5	3,283



# 7. APPENDIX II-PROVINCIAL TABLES

## (QUEBEC)

### **Top Three First Ranked Reasons for Surrendering Cats**

1. Housing (including moving or landlord issues) – 54%
2. Too much time or responsibility – 31%
3. Animal behaviour and Owner health – 8%

### **Euthanasia**

Of the stakeholders that responded, 53% euthanize cats and dogs. The top reason for euthanizing cats was illness/change in status (29%) followed closely by animal behaviour (27%). The top reason for euthanizing kittens was illness/change in status (33%).

### **Feral Cat Management**

Of the respondents 19% are managing a feral cat colony with 6 colonies cited as under management averaging 15 cats per colony of which 42 were spayed or neutered in 2011.

# 7. APPENDIX II-PROVINCIAL TABLES

## NEW BRUNSWICK

New Brunswick Respondents		N	
Humane Societies		0	
SPCAs		7	
TNR		3	
Municipalities		1	
Veterinarians		11	
Rescue		1	
Spay/Neuter Group		0	
Other		1	
<b>TOTAL</b>		<b>24</b>	
New Brunswick Intake Data - Cats		N	TOTAL
Total Intakes (Q39)		10	7,975
% of Kittens		8	37%
# of total owner surrendered		9	2,474
# of total stray/public surrendered		8	6,347
Reclaimed by owner (Q81)		11	176
Adopted (Q73)		11	3,954
Euthanized (Q102)		5	2,608
<b>Net new number of cats without a home</b> (Intake–Reclaimed–Adopted–Euthanized=cats without homes)			<b>1,237</b>
New Brunswick Shelter Capacity		N	TOTAL
% of Capacity in 2011		8	99%
% of Capacity in 2012 (6 months into the year)		9	91%
New Brunswick Intake Data - Dogs		N	TOTAL
Total Intake of Dogs (Q41)		8	2,808
% puppies		6	19%
# of total owner surrendered		7	663
# of total stray/public surrendered		7	1,788
Reclaimed by owner (Q81)		8	427
Adopted out (Q73)		8	1,467
Euthanized (Q102)		5	447
<b>Net new number of dogs without a home</b> (Intake–Reclaimed–Adopted–Euthanized=dogs without homes)			<b>467</b>
New Brunswick Spay/Neuter Data		N	TOTAL
# of total of owner surrendered Cats		7	81
# of total Public/Stray Surrendered Cats		7	85
# of total owner surrendered Dogs		5	70
# of total stray/public surrendered Dogs		5	79
# of stakeholders that spay/neuter		13	77%
Total number s/n while in care (Q90) Cats		6	1,976
Total number s/n while in care (Q90) Dogs		3	297

# 7. APPENDIX II-PROVINCIAL TABLES

## (NEW BRUNSWICK)

### **Top Three First Ranked Reasons for Surrendering Cats**

1. Housing (including moving or landlord issues) – 57%
2. Too much time responsibility - 33%
3. Other – 11%

### **Euthanasia**

Of the stakeholders that responded, 33% euthanize cats and dogs. The top reason given for euthanizing cats was animal behaviour 36% and the top reason for kittens was illness/change in status 60%.

### **Feral Cat Management**

Of the respondents 25% are managing a feral cat colony with 106 colonies cited as under management averaging 60 cats per colony of which 715 were spayed or neutered in 2011.

# 7. APPENDIX II-PROVINCIAL TABLES

## NOVA SCOTIA

Nova Scotia Respondents		N	
Humane Societies		2	
SPCAs		8	
TNR		2	
Municipalities		1	
Veterinarians		26	
Rescue		3	
Spay/Neuter Group		1	
Other		1	
<b>TOTAL</b>		<b>44</b>	
Nova Scotia Intake Data - Cats		N	TOTAL
Total Intakes (Q39)		13	4,491
% of Kittens		14	45%
# of total owner surrendered		8	839
# of total stray/public surrendered		10	3,372
Reclaimed by owner (Q81)		12	34
Adopted (Q73)		14	3,455
Euthanized (Q102)		6	237
<b>Net new number of cats without a home</b> (Intake–Reclaimed–Adopted–Euthanized=cats without homes)			765
Nova Scotia Shelter Capacity		N	TOTAL
% of Capacity in 2011		13	93%
% of Capacity in 2012 (6 months into the year)		14	94%
Nova Scotia Intake Data - Dogs		N	TOTAL
Total Intake of Dogs (Q41)		10	1,167
% puppies		11	20%
# of total owner surrendered		8	249
# of total stray/public surrendered		10	493
Reclaimed by owner (Q81)		10	219
Adopted out (Q73)		11	861
Euthanized (Q102)		6	42
<b>Net new number of dogs without a home</b> (Intake–Reclaimed–Adopted–Euthanized=dogs without homes)			45
Nova Scotia Spay/Neuter Data		N	TOTAL
# of total of owner surrendered Cats		8	175
# of total Public/Stray Surrendered Cats		9	169
# of total owner surrendered Dogs		5	54
# of total stray/public surrendered Dogs		7	33
# of stakeholders that spay/neuter		18	89%
Total number s/n while in care (Q90) Cats		12	2,391
Total number s/n while in care (Q90) Dogs		7	400

# 7. APPENDIX II-PROVINCIAL TABLES

## (NOVA SCOTIA)

### **Top Three First Ranked Reasons for Surrendering Cats**

1. Housing (including moving or landlord issues)
2. Financial reasons, Owner health, Other – 23%
3. Too much time responsibility - 8%

### **Euthanasia**

Of the stakeholders that responded, 33% euthanize cats and dogs. The top reason given for euthanizing cats and kittens was illness/change in status with 63% of cats and 67% of kittens euthanized for this reason.

### **Feral Cat Management**

Of the respondents 22% are managing a feral cat colony with 8 colonies cited as under management averaging 64 cats per colony of which 100 were spayed or neutered in 2011.

# 7. APPENDIX II-PROVINCIAL TABLES

## PRINCE EDWARD ISLAND

Prince Edward Island Respondents		N	
Humane Societies		1	
SPCAs		1	
TNR		0	
Municipalities		0	
Veterinarians		9	
Rescue		0	
Spay/Neuter Group		1	
Other		1	
<b>TOTAL</b>		<b>13</b>	
Prince Edward Island Intake Data - Cats		N	TOTAL
Total Intakes (Q39)		2	1,531
% of Kittens		2	60%
# of total owner surrendered		2	636
# of total stray/public surrendered		2	953
Reclaimed by owner (Q81)		2	72
Adopted (Q73)		2	688
Euthanized (Q102)		1	401
<b>Net new number of cats without a home</b> (Intake–Reclaimed–Adopted–Euthanized=cats without homes)			370
Prince Edward Island Shelter Capacity		N	TOTAL
% of Capacity in 2011		2	90%
% of Capacity in 2012 (6 months into the year)		2	78%
Prince Edward Island Intake Data - Dogs		N	TOTAL
Total Intake of Dogs (Q41)		2	841
% puppies		2	19%
# of total owner surrendered		2	410
# of total stray/public surrendered		2	451
Reclaimed by owner (Q81)		2	333
Adopted out (Q73)		2	472
Euthanized (Q102)		1	110
<b>Net new number of dogs without a home</b> (Intake–Reclaimed–Adopted–Euthanized=dogs without homes)			-74
Prince Edward Island Spay/Neuter Data		N	TOTAL
# of total of owner surrendered Cats		2	85
# of total Public/Stray Surrendered Cats		1	45
# of total owner surrendered Dogs		2	64
# of total stray/public surrendered Dogs		1	72
# of stakeholders that spay/neuter		4	75%
Total number s/n while in care (Q90) Cats		3	1,277
Total number s/n while in care (Q90) Dogs		2	700



# 7. APPENDIX II-PROVINCIAL TABLES

## (PRINCE EDWARD ISLAND)

### Top Three First Ranked Reasons for Surrendering Cats

1. Housing (including moving or landlord issues) and Owner Health – 50%
2. N/A
3. N/A

### Euthanasia

Of the stakeholders that responded, 33% euthanize cats and dogs. All cats (100%) were euthanized due to affordability of medical treatment, and all kittens (100%) were euthanized due to illness/change of status.

### Feral Cat Management

No respondents in the province reported that they were managing a feral cat colony.

# 7. APPENDIX II-PROVINCIAL TABLES

## NEWFOUNDLAND & LABRADOR

Newfoundland & Labrador Respondents		N	
Humane Societies		0	
SPCAs		6	
TNR		1	
Municipalities		14	
Veterinarians		5	
Rescue		0	
Spay/Neuter Group		1	
Other		0	
<b>TOTAL</b>		<b>27</b>	
Newfoundland & Labrador Intake Data - Cats		N	TOTAL
Total Intakes (Q39)		11	5,528
% of Kittens		11	47%
# of total owner surrendered		7	1,135
# of total stray/public surrendered		9	3,049
Reclaimed by owner (Q81)		11	116
Adopted (Q73)		11	6,280
Euthanized (Q102)		10	2,525
<b>Net new number of cats without a home</b> (Intake–Reclaimed–Adopted–Euthanized=cats without homes)			-3 393
Newfoundland & Labrador Shelter Capacity		N	TOTAL
% of Capacity in 2011		11	82%
% of Capacity in 2012 (6 months into the year)		10	79%
Newfoundland & Labrador Intake Data - Dogs		N	TOTAL
Total Intake of Dogs (Q41)		9	2,370
% puppies		8	38%
# of total owner surrendered		5	368
# of total stray/public surrendered		7	1,036
Reclaimed by owner (Q81)		8	425
Adopted out (Q73)		8	803
Euthanized (Q102)		8	562
<b>Net new number of dogs without a home</b> (Intake–Reclaimed–Adopted–Euthanized=dogs without homes)			580
Newfoundland & Labrador Spay/Neuter Data		N	TOTAL
# of total of owner surrendered Cats		6	579
# of total Public/Stray Surrendered Cats		5	121
# of total owner surrendered Dogs		4	160
# of total stray/public surrendered Dogs		4	483
# of stakeholders that spay/neuter		22	46%
Total number s/n while in care (Q90) Cats		9	863
Total number s/n while in care (Q90) Dogs		3	40

# 7. APPENDIX II-PROVINCIAL TABLES

## (NEWFOUNDLAND & LABRADOR)

### Top Three First Ranked Reasons for Surrendering Cats

1. Housing (moving or landlord issues) - 55%
2. Financial reasons - 27%
3. Too much time or responsibility and Owner health – 9%

### Euthanasia

Of the stakeholders that responded, 48% euthanize cats and dogs. The top reason for euthanizing cats was for illness/change in status (30%) followed by animal behaviour and lack of space (25%). The top reason for euthanizing kittens was lack of space (30%).

### Feral Cat Management

Of the respondents 11% are managing a feral cat colony with 11 colonies cited as under management averaging 21 cats per colony of which 200 were spayed or neutered in 2011.

# 8. REFERENCES

- Asilomar Accords* (2004). Retrieved June 28, 2012 from <http://www.asilomaraccords.org/2004-accords5.pdf>.
- Ash, S. & Adams, C.E.(2003). Public Preferences for Free-Ranging Domestic Cat Management Options. *Wildlife Society Bulletin* 31: 335-337.
- Baldwin, J. (1975). Notes and Speculations on the Domestication of the Cat in Egypt." *Anthropos* 70.3-4: 428-448.
- Centonze, L.A. & Levy, J. (2002). Characteristics of free-roaming cats and their caretakers. *JAVMA*, Vol 220, No. 11, June 1.
- Driscoll, C., Menotti-Raymond, M., Roca, A. , Hupe, K., Johnson, W., Geffen,.....Macdonald, D. (2007). The Near Eastern Origin of Cat Domestication. *Science* 317.5837: 519-523.
- Nutter, F, Levine, J., & Stoskopf, M. (2004), Reproductive Capacity of Free-Roaming Domestic Cats and Kitten Survival Rate. *Journal of the American Veterinary Medical Association* 225.9: 1399.
- Kass, P. (2005). Cat Overpopulation in the United States. *The Welfare of Cats*. Ed. Irene Rochlitz. Dordrecht, the Netherlands: Springer.
- Kortis, B., Weiss, M., Frazier, A. and Burns, L. (2004). The Neighbourhood Cats TNR Handbook: A Guide to Trap-Neuter-Return for the Feral Cat Caretaker. *Neighbourhood Cats*, New York.
- Levy, J. & Crawford, C. (2004). Humane Strategies for Controlling Feral Cat Populations. *Journal of the American Veterinary Medical Association* 225.9: 1355.
- Looney, A., Bohling, M., Bushby, P., Howe, L., Griffin, B., Levy, J.,.....Scarlett, J. (2008). The Association of Shelter Veterinarians Veterinary Medical Care Guidelines for Spay-neuter Programs. *Journal of the American Veterinary Medical Association* 233.1: 74-86.
- Lord, L. (2008). Attitudes Toward and Perceptions of Free-Roaming Cats Among Individuals Living in Ohio. *Journal of the American Veterinary Medical Association* 232.8: 1163.
- McDonagh, A., (2010). 2010 National Urban Animal Report, Retrieved May 31, 2012 from <http://internal.petlynx.net/confluence/download/attachments/3479162/2010+National+Urban+Animal+Report.pdf?version=1&modificationDate=1318435727000>.
- Newbury, S., Blinn, M.K., Bushby, P. A., Cox, C.B., Dinnage, J., Griffin, B.,.....Spindel, M. (2010). *Guidelines for Standards of Care in Animal Shelters*. Retrieved May, 12, 2012 from <http://www.aspcapro.org/shelter-medicine-resources-and-related-links.php>
- Perrin, T. (2009). The Business of Urban Animals Survey: the facts and statistics on companion animals in Canada. *Canadian Veterinary Journal* 50.1: 48-52.
- Serpell, J.A (2000). Domestication and history of the cat. In Dennis C. Turner and Patrick Bateson (Eds), *The Domestic Cat; the biology of its behaviour*, (pp 179 – 191). Cambridge University Press.
- Slater, M. (2007). Welfare of Feral Cats. *The Welfare of Cats*. Ed. Irene Rochlitz. Dordrecht, the Netherlands: Springer.
- Slater, M. (2002). *Community Approaches to Feral Cats*. Washington, DC: Humane Society Press.
- Shelter Animal Statistics* (n.d.). Retrieved September 6, 2012 from [http://cfhs.ca/athome/shelter\\_animal\\_statistics](http://cfhs.ca/athome/shelter_animal_statistics).
- Vigne, J., Debue, K., Haye, L. & Gérard, P.(2004). Early Taming of the Cat in Cyprus. *Science* 304.5668: 259.
- Why it's Trap-Neuter-Return, not Trap-Neuter-Adopt (n.d.) Retrieved June 11, 2012 from <http://www.alleycat.org/document.doc?id=362>.
- Hildreth, A., Vantassel, S. M. & Hygnstrom, S. (2010) Feral cats and their management. Retrieved October 21, 2012 from <http://ianrpubs.unl.edu/eublic/live/ec1781/build/ec1781.pdf>.